



(12) **EUROPEAN PATENT APPLICATION**

(43) Date of publication: **04.06.2008** Bulletin 2008/23 (51) Int Cl.: **G10L 19/02** (2006.01) **G10L 21/02** (2006.01)
 (21) Application number: **06024940.6**
 (22) Date of filing: **01.12.2006**

(84) Designated Contracting States:
AT BE BG CH CY CZ DE DK EE ES FI FR GB GR HU IE IS IT LI LT LU LV MC NL PL PT RO SE SI SK TR
 Designated Extension States:
AL BA HR MK RS
 (71) Applicant: **Harman Becker Automotive Systems GmbH**
76307 Karlsbad (DE)

(72) Inventors:
 • **Krini, Mohamed**
89077 Ulm (DE)
 • **Schmidt, Gerhard**
89081 Ulm (DE)
 (74) Representative: **Grünecker, Kinkeldey, Stockmair & Schwanhäusser**
Anwaltssozietät
Leopoldstrasse 4
80802 München (DE)

(54) **Spectral refinement of audio signals**

(57) The present invention relates to a method for processing an audio signal for spectral refinement of a short-time spectrum of the audio input signal consisting of sub-band short-time spectra, comprising short-time Fourier transforming the audio input signal to obtain the sub-band short-time spectra for a predetermined number of sub-bands, time-delay filtering at least one of the sub-band short-time spectra to obtain a predetermined

number of time-delayed sub-band short-time spectra for at least one of the predetermined number of sub-bands, filtering for the at least one of the predetermined number of sub-bands the respective sub-band short-time spectrum and the corresponding time-delayed sub-band short-time spectra by a filtering means, in particular, by a Finite Impulse Response filtering means, to obtain a refined sub-band short-time spectrum for the at least one of the predetermined number of sub-bands.

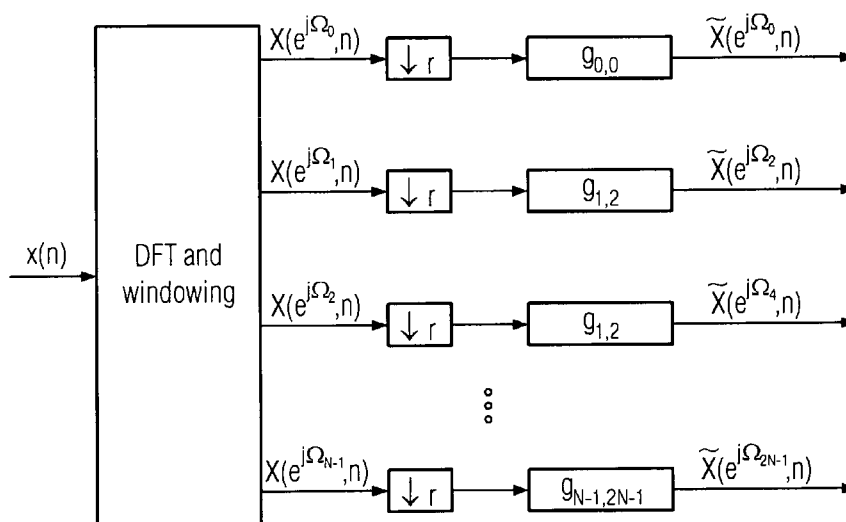


FIG. 1

Description**Field of Invention**

5 [0001] The present invention relates to audio signal processing, in particular, the analysis and enhancement of speech signals in communication systems. In particular, the invention relates to the spectral refinement of a short-time Fourier spectrum of a speech signal.

Background of the Invention

10 [0002] Two-way speech communication of two parties mutually transmitting and receiving audio signals, in particular, speech signals, often suffers from deterioration of the quality of the audio signals by background noise. Background noise in noisy environments can severely affect the quality and intelligibility of voice conversation, e.g., by means of mobile phones or hands-free telephone sets, and can, in the worst case, lead to a complete breakdown of the communication.

15 [0003] Consequently, some noise reduction must be employed in order to improve the intelligibility of transmitted speech signals. In the art, single channel noise reduction methods employing spectral subtraction are well known. These methods, however, are limited to (almost) stationary noise perturbations and positive signal-to-noise distances. The processed speech signals are distorted, since according to these methods perturbations are not eliminated but rather spectral components that are affected by noise are damped. The intelligibility of speech signals is, thus, normally not improved sufficiently.

20 [0004] In addition to noise reduction some echo compensation might be employed in order to improve the quality of an audio signal. In communication systems the suppression of signals of the remote subscriber which are emitted by the loudspeakers and therefore received again by the microphone(s) is of particular importance, since otherwise unpleasant echoes can severely affect the quality and intelligibility of voice conversation. By means of a linear or non-linear adaptive filtering means a replica of acoustic feedback is synthesized and a compensation signal is obtained from the received signal of the loudspeakers. This compensation signal is subtracted from the microphone thereby generating a resulting signal to be sent to the remote subscriber.

25 [0005] Audio signal processing for noise/echo reduction can be performed either in the time or the frequency domain. In many designs processing in the frequency domain comprises the division of an audio input signal in overlapping blocks that are transformed into the frequency domain by filter banks or a Discrete Fourier Transform (DFT). The blocks are multiplied by a window function before the transform, i.e., in fact, a Short-Time Fourier Transform is performed. A Hann window that exhibits relatively good aliasing qualities and that allows for an error-free re-synthesis is commonly chosen as the window function.

30 [0006] However, the frequency response of a Hann window is characterized by a significant overlap of sub-bands and, thus, adjacent pitch trajectories are sometimes hard to separate which is crucial for speech enhancement. The noise reduction in frequency ranges adjacent to a frequency ranges that are dominated by a wanted signal, e.g., are not sufficiently damped. In order to reduce the overlap the order of the DFT might be increased (e.g., from a standard of $N = 256$ to $N = 512$ nodes of the Fourier transform). The corresponding increase of the frequency resolution results, however, in a decrease in time resolution of the processed audio signal.

35 [0007] This may give raise to severe problems, since, e.g., the standards of the International Telecommunication Union and the European Telecommunication Standards Institute have to be met by any actual telephone equipment. For a sampling frequency of 11025 Hz, $N = 512$ results in a time delay that is not tolerable according to the above mentioned standards.

40 [0008] Moreover, a variety of filter designs for each sub-band has been proposed in order to optimize the short time power density spectrum of a windowed signal (see, e.g., D. Schlichthärle, "Digital Filters - Basics and Design", Springer, Berlin, 2000. Present filter designs, however, fail in obtaining a sufficiently short impulse response that avoids smearing in time.

45 [0009] It is, therefore, a problem underlying the present invention to provide an improved method and system for the processing of an audio signal including a more effective windowing and particularly including a reduced overlapping of signal blocks in the frequency response of a windowing function employed in Short-Time Fourier transform (STFT).

50 [0010] Despite the recent developments and improvements, improving the quality of audio signals by an effective noise reduction / echo compensation in audio/speech signal processing, in particular, in hands-free communication is still a major challenge. It is therefore another problem underlying the present invention to overcome the above-mentioned drawbacks and to provide a system and a method for audio signal processing with an improved noise reduction / echo compensation of the processed audio signal.

55

Description of the Invention

[0011] The above-mentioned problems are solved by a method for audio signal processing according to claim 1. This method for the processing of an audio input signal $\mathbf{x}(n)$ for spectral refinement of a short-time spectrum $\mathbf{X}(e^{j\Omega}, n)$ of the audio input signal $\mathbf{x}(n)$ consisting of sub-band short-time spectra $X(e^{j\Omega_\mu}, n)$, comprises the steps of short-time Fourier transforming the audio input signal $\mathbf{x}(n)$ to obtain the sub-band short-time spectra $X(e^{j\Omega_\mu}, n)$ for a predetermined number of sub-bands (Ω_μ) ; time-delay filtering at least one of the sub-band short-time spectra $X(e^{j\Omega_\mu}, n)$ to obtain a predetermined number (M) of time-delayed sub-band short-time spectra $X(e^{j\Omega_\mu}, n-(M-1)r)$ for at least one of the predetermined number of sub-bands (Ω_μ) ; and filtering for the at least one of the predetermined number of sub-bands (Ω_μ) the respective sub-band short-time spectrum $X(e^{j\Omega_\mu}, n)$ and the corresponding time-delayed sub-band short-time spectra $X(e^{j\Omega_\mu}, n-(M-1)r)$ by a filtering means, in particular, by a Finite Impulse Response filtering means (\mathbf{g}) , to obtain a refined sub-band short-time spectrum $\tilde{X}(e^{j\Omega_\mu}, n)$ for the at least one of the predetermined number of sub-bands (Ω_μ) .

[0012] According to this method an audio signal $\mathbf{x}(n) = [x(n), x(n-1), \dots, x(n-N+1)]^T$ of the length N , where the upper index T denotes the transposition operation, is windowed by a suitable window function, e.g. a Hann window, a Hamming window or a Gaussian window, with window coefficients h_k and discrete Fourier transformed in order to obtain sub-band

signals $\mathbf{X}(e^{j\Omega_\mu}, n) = \sum_{k=0}^{N-1} x(n-k)h_k e^{-j\Omega_\mu k}$ for frequency nodes $\Omega_\mu = 2\pi\mu/N$ ($\mu \in \{0, \dots, N-1\}$). These sub-band

signals $X(e^{j\Omega_\mu}, n)$ are sub-band short-time spectra of the audio signal $\mathbf{x}(n)$. The short-time spectrum $\mathbf{X}(e^{j\Omega}, n) = [X(e^{j\Omega_0}, n), \dots, X(e^{j\Omega_{N-1}}, n)]^T$ is refined (augmented) by refining one or more sub-band short-time spectra $X(e^{j\Omega_\mu}, n)$. It is noted that this is not the only way of refinement of the short-time spectrum $X(e^{j\Omega}, n)$ (see description below). A refined sub-band

short-time spectrum $\tilde{X}(e^{j\Omega_\mu}, n) = \sum_{k=0}^{\tilde{N}-1} x(n-k)\tilde{h}_k e^{-j\Omega_\mu k}$ is generally characterized by an increased number of

discrete frequency nodes ($\tilde{N} > N$ with $\tilde{N} = k_0 N = N + r(M-1)$; $k_0 \geq 2$, r denoting the frame shift) of the discrete Fourier transform (DFT).

[0013] However, a principle idea of the present invention is to refine a short-time spectrum comprising a relatively small number of nodes by using this spectrum and a number of time-delayed spectra with the same number of nodes without the need for any expensive DFT of higher order ($> N$). This is achieved by the claimed process of filtering of at least one sub-band short-time spectrum to obtain a refined sub-band short-time spectrum and, thus, a refined short-time spectrum. The filtering is preferably performed by a Finite Impulse Response (FIR) filtering means that guarantees linear phase responses and stability. However, Infinite Response Filters may alternatively be used that require less computing power.

[0014] The filtering means is configured to realize the mathematic operation

$$\mathbf{S} \begin{bmatrix} \mathbf{X}(e^{j\Omega}, n) \\ \vdots \\ \mathbf{X}(e^{j\Omega}, n-(M-1)r) \end{bmatrix} = \tilde{\mathbf{X}}(e^{j\Omega}, n),$$

i.e. an algebraic mapping of M short-time spectra, each including sub-band short time spectra at time n and at delayed times $n - k r$, where r is the frame shift, to a refined short-time spectrum $\tilde{\mathbf{X}}(e^{j\Omega}, n)$ by means of a refinement matrix \mathbf{S} . Details for the determination of the spectral matrix \mathbf{S} are given below.

[0015] Thus, the disclosed method allows for an efficient way of spectral refinement that is rather inexpensive in terms of processor loads, memory resources, etc., since only a relatively small number of low-level algebraic operations is necessary.

[0016] The filter coefficients of the filtering means for the i -th sub-band $\mathbf{g}_{i,ik_0} = [g_{i,ik_0,0}, g_{i,ik_0,1}, \dots, g_{i,ik_0,M-1}]^T$ can be determined by $g_{i,ik_0,m} = S(ik_0, i+mN)$ with

$$S(i, mN+l) = \begin{cases} 0, & \text{if } (i/k_0 \in Z) \text{ and } (l/N \notin Z) \\ a_m e^{-j\frac{2\pi}{N}imr}, & \text{if } (i/k_0 \in Z) \text{ and } (l/N \in Z) \\ \frac{a_m \sin\left(\pi\left(\frac{i}{k_0} - l\right)\right) e^{-j\pi\left(\frac{i}{k_0} - l\right)}}{N \sin\left(\pi\left(\frac{i-lk_0}{Nk_0}\right)\right) e^{-j\pi\left(\frac{i-lk_0}{k_0N}\right)}}, & \text{else} \end{cases}$$

with the integer $k_0 \geq 2$, $m = [0, 1, \dots, M-1]$, where M is the predetermined number of time-delayed sub-band short-time spectra $X(e^{j\Omega_\mu, n-(M-1)r})$, N being the length on the input signal $\mathbf{x}(n)$, and $l = [0, 1, \dots, N-1]$ and r denotes the frame shift of the time-delayed sub-band short-time spectra $X(e^{j\Omega_\mu, n-(M-1)r})$. For $N = 256$ a frame shift of, e.g., $r = 64$ might be chosen.

[0017] Thus, a sparse refinement matrix \mathbf{S} has to be calculated which can be performed very fast and efficiently in terms of memory space as it is known in the art.

[0018] Refinement of the short-time spectrum $\mathbf{X}(e^{j\Omega, n})$ of the audio signal $\mathbf{x}(n)$ can include the determination of sub-band short time spectra for sub-bands that are not included in the short-time spectrum $\mathbf{X}(e^{j\Omega, n})$ that is to be refined. In such a case, according to an embodiment of the inventive method the steps recited in claim 1 are supplemented by the steps of

selecting a number of neighbored sub-bands (Ω_μ);
 filtering for each pair of the selected number of sub-bands (Ω_μ):

a) the respective sub-band short-time spectrum ($X(e^{j\Omega_\mu, n})$) and the corresponding time-delayed sub-band short-time spectra ($X(e^{j\Omega_\mu, n-(M-1)r})$) of one of the neighbored sub-bands once more by the filtering means (\mathbf{g}) to obtain a first additional filtered spectrum and

b) the respective sub-band short-time spectrum ($X(e^{j\Omega_\mu, n})$) and the corresponding time-delayed sub-band short-time spectra ($X(e^{j\Omega_\mu, n-(M-1)r})$) of the other one of the neighbored sub-bands once more by the filtering means (\mathbf{g}) to obtain a second additional filtered spectrum; and

adding the first and the second additional filtered spectra in order to obtain one additional sub-band short-time spectrum ($\tilde{X}(e^{j\Omega_\mu, n})$) for each of the pairs of the selected number of sub-bands (Ω_μ). For the additional filtering of the respective sub-band short-time spectra $X(e^{j\Omega_\mu, n})$ and $X(e^{j\Omega_\mu, n-(M-1)r})$ different filter coefficients of the filtering means are used than for the first filtering process described above. Moreover, the filtering means used to obtain the first and the second additional filtered spectra is not necessarily exactly the same as the one used for the first filtering process.

[0019] In detail, the sub-band short-time spectrum $X(e^{j\Omega_\mu, n})$ and the corresponding time-delayed sub-band short-time spectra $X(e^{j\Omega_\mu, n-(M-1)r})$ are filtered to obtain refined short-time spectra $\tilde{X}(e^{j\Omega_\mu, n})$ as

$$\tilde{X}(e^{j\Omega_\mu, n}) = \begin{cases} \sum_{m=0}^{M-1} g_{\lfloor l/k_0 \rfloor, l, m} X(e^{j\Omega_\mu, n-mr}), & \text{if } l/k_0 \text{ integer} \\ \sum_{m=0}^{M-1} g_{\lfloor l/k_0 \rfloor, l, m} X(e^{j\Omega_\mu, n-mr}) + \sum_{m=0}^{M-1} g_{\lceil l/k_0 \rceil, l, m} X(e^{j\Omega_\mu, n-mr}), & \text{else} \end{cases}$$

where $\lfloor \cdot \rfloor$ and $\lceil \cdot \rceil$ denote rounding to the next smaller integer and to the next larger integer, respectively, and $g(i, l, m)$

= S(l, i+mN) and

$$S(i, mN+l) = \frac{a_m}{N} \frac{\sin\left(\pi\left(\frac{iN - i\tilde{N}}{\tilde{N}}\right)\right) e^{-j\pi\left(\frac{iN - i\tilde{N}}{\tilde{N}}\right)}}{\sin\left(\pi\left(\frac{iN - i\tilde{N}}{N\tilde{N}}\right)\right) e^{-j\pi\left(\frac{iN - i\tilde{N}}{N\tilde{N}}\right)}} e^{-j\frac{2\pi}{N}imr}$$

with the integer $k_0 \geq 2$, $m = [0, 1, \dots, M-1]$, where M is the predetermined number of time-delayed sub-band short-time spectra $X(e^{j\Omega_\mu, n-(M-1)r})$, N being the length on the input signal $\mathbf{x}(n)$, and $l = [0, 1, \dots, N-1]$, with $\tilde{N} = k_0 N = N + r(M-1)$, and r denotes the frame shift of the time-delayed sub-band short-time spectra $X(e^{j\Omega_\mu, n-(M-1)r})$.

[0020] Thus, the short-time spectrum $\mathbf{X}(e^{j\Omega, n})$ of the audio signal $\mathbf{x}(n)$ can very efficiently be refined by sub-band short time spectra obtained by interpolation between frequency nodes present in the short-time spectrum $\mathbf{X}(e^{j\Omega, n})$ that is to be refined. In other words, the newly introduced sub-band short time spectra are weighted sums of the sub-band short time spectra that were already present in the short-time spectrum $\mathbf{X}(e^{j\Omega, n})$.

[0021] In particular applications it might be preferred to restrict the spectral refinement according to one of the above-described examples to a particular frequency range. For example, in the context of speech signal processing spectral refinement may only be considered necessary in the low-frequency regime below 1500 Hz, more particularly, below 1000 Hz. Thus, only sub-band short time spectra for the frequency range below these thresholds might be refined and/or additional sub-band short time spectra in this frequency range are generated. The overall processor load can significantly be reduced by selection of a particular frequency range for spectral refinement rather than processing the entire audio signal $\mathbf{x}(n)$.

[0022] The herein disclosed method for spectral refinement can be employed in a variety of audio signal processing applications. For example, it is provided a method for noise reduction of an audio signal, in particular a speech signal, comprising processing the audio input signal ($\mathbf{x}(n)$) for spectral refinement of a short-time spectrum ($\mathbf{X}(e^{j\Omega, n})$) of the audio input signal ($\mathbf{x}(n)$) according to one of the above-described examples of the method for processing an audio signal for spectral refinement and filtering the at least one refined sub-band short-time spectrum ($\tilde{\mathbf{X}}(e^{j\Omega_\mu, n})$) obtained by one of above examples of the methods for spectral refinement by a noise reduction filtering. Sub-band short-time spectrum that are not refined can also be filtered for noise reduction (and usually will).

[0023] The noise reduction can be performed by a noise reduction filtering means known in the art. In particular, some kind of a (modified) Wiener filter characteristic may be chosen according to which noise reduction is performed on the basis of the estimated short-time power density of noise that is present in the processed audio signal and the short-time power density of the input signal. The latter can be estimated more accurately when the short-time spectrum is refined according to the above-described examples. In particular, the refined spectrogram (i.e. the squared magnitude of the refined short-time spectrum) can advantageously be employed for the noise reduction processing.

[0024] The method for noise reduction of an audio signal ($\mathbf{x}(n)$) may particularly comprise the steps

i) determining the degree of stationarity of the audio signal ($\mathbf{x}(n)$);

ii) if the determined degree of stationarity of the audio signal ($\mathbf{x}(n)$) is below a predetermined threshold, then filtering the audio signal ($\mathbf{x}(n)$) by a noise reduction filtering means to obtain filtered sub-band spectra ($\hat{S}(e^{j\Omega, n})$); or if the determined degree of stationarity of the audio signal ($\mathbf{x}(n)$) is equal to or exceeds the predetermined threshold, then

a) processing the audio input signal ($\mathbf{x}(n)$) for spectral refinement of a short-time spectrum ($\mathbf{X}(e^{j\Omega, n})$) of the audio input signal ($\mathbf{x}(n)$) according to one of the examples of the method for processing an audio signal for spectral refinement; and

b) filtering the at least one refined sub-band short-time spectrum ($\tilde{\mathbf{X}}(e^{j\Omega_\mu, n})$) obtained by one of examples of the method for processing an audio signal for spectral refinement by the noise reduction filtering means and, if present, non-refined sub-band short-time spectra ($\mathbf{X}(e^{j\Omega_\mu, n})$) to obtain filtered sub-band spectra ($\hat{S}(e^{j\Omega, n})$);

and

iii) inverse Discrete Fourier transforming and synthesizing (for example, by means of a synthesis filter bank) the filtered sub-band spectra ($\hat{S}(e^{j\Omega}, n)$) to obtain a noise reduced audio signal.

[0025] Thus, the noise reduction will be performed on the basis of the refined short-time spectrum, only if the audio signal exhibits at least a predetermined stationarity. The advantage of such a conditional performance of the spectral refinement is that if the time delay introduced in the signal path by the spectral refinement is tolerable in the actual application, the spectral refinement will be performed and otherwise not. For example, in the context of telephony the standards of the International Telecommunication Union and the European Telecommunication Standards Institute have to be met by any actual telephone equipment, which demands for some degree of stationarity of the audio signal when spectral refinement shall be performed.

[0026] Similar to noise reduction of an audio signal, echo compensation can profit from the disclosed method for spectral refinement. Echo compensation, e.g., may be performed by spectral subtraction based upon refined short-time spectra obtained by one of the above-described examples. According to one embodiment it is provided a method for echo compensating an audio signal, in particular, a speech signal, comprising processing the audio input signal ($\mathbf{x}(n)$) for spectral refinement of a short-time spectrum ($\mathbf{X}(e^{j\Omega}, n)$) of the audio input signal ($\mathbf{x}(n)$) according to one of the above-described examples of the herein disclosed method for spectral refinement and filtering the at least one refined sub-band short-time spectrum ($\tilde{X}(e^{j\Omega_\mu}, n)$) obtained by such an example by an echo compensation filtering means.

[0027] In one embodiment, the method for echo reduction of an audio signal ($\mathbf{x}(n)$) comprises the steps of

i) determining the degree of stationarity of the audio signal ($\mathbf{x}(n)$);

ii) if the determined degree of stationarity of the audio signal ($\mathbf{x}(n)$) is below a predetermined threshold, then filtering the audio signal ($\mathbf{x}(n)$) by an echo reduction filtering means to obtain filtered sub-band spectra ($\hat{S}(e^{j\Omega}, n)$); or if the determined degree of stationarity of the audio signal ($\mathbf{x}(n)$) is equal to or exceeds the predetermined threshold, then

a) processing the audio input signal ($\mathbf{x}(n)$) for spectral refinement of a short-time spectrum ($\mathbf{X}(e^{j\Omega}, n)$) of the audio input signal ($\mathbf{x}(n)$) according to one of the above-described examples of the herein disclosed method for spectral refinement; and

b) filtering the at least one refined sub-band short-time spectrum ($\tilde{X}(e^{j\Omega_\mu}, n)$) obtained by such an example of the method for spectral refinement and, if present, non-refined sub-band short-time spectra ($X(e^{j\Omega_\mu}, n)$) by the echo reduction filtering means to obtain filtered sub-band spectra ($\hat{S}(e^{j\Omega}, n)$);

and

iii) inverse Discrete Fourier transforming the filtered sub-band spectra ($\hat{S}(e^{j\Omega}, n)$) to obtain an echo reduced audio signal.

[0028] As in the case of the noise reduction, echo compensation, thus, might only be performed on the basis of the refined short-time spectrum, if the audio signal exhibits at least a predetermined stationarity in order to avoid time delay of the processed audio signal, if such a delay cannot be accepted for technical or conventional reasons.

[0029] The above-described examples of the method for spectral refinement can also advantageously be applied to the technique of speech recognition and speech synthesis and, in particular, to the processing of a speech signal in order to estimate the (voice) pitch. Estimation of the pitch is usually based on the short-time power density or on the short-time spectrogram of the speech signal in each sub-band (the short-time spectrogram for the frequency node Ω_μ is defined by $|X(e^{j\Omega_\mu}, n)|^2$). A refined short-time spectrum results in a refined short-time power density or spectrogram and, thus, it is provided an improved method for estimating the pitch of a speech signal ($\mathbf{x}(n)$), comprising processing the speech input signal ($\mathbf{x}(n)$) for spectral refinement of a short-time spectrum ($\mathbf{X}(e^{j\Omega}, n)$) of the audio input signal ($\mathbf{x}(n)$) according to one of the above-described examples of the herein disclosed method for spectral refinement; determining the short-time spectrogram of the at least one refined sub-band short-time spectrum ($\tilde{X}(e^{j\Omega_\mu}, n)$) obtained by such an example of the method for spectral refinement; and estimating the pitch on the basis of the at least one determined short-time spectrogram.

[0030] The present invention also provides a computer program product, comprising one or more computer readable media having computer-executable instructions for performing the steps of an example of one of the above-described methods.

[0031] Moreover, it is provided a signal processing means, comprising a short-time Fourier transform means (1) configured to short-time Fourier transform an audio signal ($\mathbf{x}(n)$) to obtain sub-

band short-time spectra ($X(e^{j\Omega_\mu, n})$) for a predetermined number of sub-bands;

a time-delay filtering means configured to time-delay at least one of the sub-band short-time spectra ($X(e^{j\Omega_\mu, n})$) to obtain a predetermined number (M) of time-delayed sub-band short-time spectra ($X(e^{j\Omega_\mu, n-(M-1)r})$) for at least one of the predetermined number of sub-bands;

5 a spectral refining means (2) configured to refine the at least one of the sub-band short-time spectra ($X(e^{j\Omega_\mu, n})$), wherein the spectral refining means (2) comprises a filtering means, in particular, a Finite Impulse Response filtering means, configured to filter for the at least one of the predetermined number of sub-bands the respective sub-band short-time spectrum ($X(e^{j\Omega_\mu, n})$) and the corresponding time-delayed sub-band short-time spectra ($X(e^{j\Omega_\mu, n-(M-1)r})$) by a filtering means, in particular, by a Finite Impulse Response filtering means (\mathbf{g}), to obtain at least one refined sub-band short-time spectrum ($\tilde{X}(e^{j\Omega_\mu, n})$) for the at least one of the of the predetermined number of sub-bands.

10 **[0032]** The signal processing means may further comprise a selection means that is configured to select a number of neighbored sub-bands (Ω_μ). In this case, the filtering means is configured to filter for each pair of the selected number of sub-bands (Ω_μ):

15 a) the respective sub-band short-time spectrum ($X(e^{j\Omega_\mu, n})$) and the corresponding time-delayed sub-band short-time spectra ($X(e^{j\Omega_\mu, n-(M-1)r})$) of one of the neighbored sub-bands once more by the filtering means (\mathbf{g}) to obtain a first additional filtered spectrum and

20 b) the respective sub-band short-time spectrum ($X(e^{j\Omega_\mu, n})$) and the corresponding time-delayed sub-band short-time spectra ($X(e^{j\Omega_\mu, n-(M-1)r})$) of the other one of the neighbored sub-bands once more by the filtering means (\mathbf{g}) to obtain a second additional filtered spectrum; and

it is also included an adder configured to add the first and the second additional spectra in order to obtain an additional refined sub-band short-time spectrum ($\tilde{X}(e^{j\Omega_\mu, n})$) for each of the pairs of the selected number of sub-bands (Ω_μ).

25 **[0033]** The signal processing means can be incorporated in a device that is configured to enhance the quality of an audio signal ($\mathbf{x}(n)$), in particular, a speech signal, and that further comprises a noise reduction filtering mean and/or an echo compensation filtering means configured to noise reduce and/or to echo reduce the audio signal ($\mathbf{x}(n)$) on the basis of the at least one refined sub-band short-time spectrum ($\tilde{X}(e^{j\Omega_\mu, n})$) obtained by above-mentioned signal processing means.

30 **[0034]** Furthermore, the signal processing means can be incorporated in a pitch estimating means for estimating the pitch of a speech signal ($\mathbf{x}(n)$) and also comprising an analysis means configured to determine the short-time power density spectrum of the speech signal ($\mathbf{x}(n)$) based on the at least one refined sub-band short-time spectrum ($\tilde{X}(e^{j\Omega_\mu, n})$) obtained by the signal processing means mentioned above and to estimate the pitch based on the determined short-time power density spectrum of the speech signal ($\mathbf{x}(n)$). Here, the short-time power density spectrum of the speech signal ($\mathbf{x}(n)$) can be derived from the short-time spectrogram of the speech signal. The signal analyzed for the pitch may be previously noise and/or echo reduced. Thus, the pitch estimating means may also comprise one of the above-mentioned reduction filtering mean and/or an echo compensation filtering means.

35 **[0035]** Particularly preferred applications of the present invention relate to the technology of hands-free telephony and speech recognition that both are very sensible to the deterioration of audio signals by noise and can, thus, significantly benefit from an enhanced signal quality resulting from spectral refinement.

[0036] It is provided a hands-free telephony system, comprising the above-mentioned signal processing means and/or the signal enhancing means and/or the pitch estimating means comprising the signal processing means.

40 **[0037]** In addition, the present invention provides a speech recognition means comprising the signal enhancing means (configured for noise reduction and/or echo reduction of an audio signal) mentioned-above and/or the above-mentioned pitch estimating means. This speech recognition means can also be incorporated in a speech dialog system or voice control system.

[0038] Additional features and advantages of the invention will be described with reference to the drawings:

50 Figure 1 illustrates spectral refinement according to an example of the herein disclosed method comprising FIR filtering.

Figure 2 illustrates spectral refinement according to an example of the herein disclosed method comprising FIR filtering to obtain an augmented spectrum comprising nodes in addition to the ones of the refined spectrum.

55 Figure 3 shows an example for the incorporation of the method for spectral refinement in an echo compensation and noise reduction processing branch.

[0039] In the following the herein disclosed spectral refinement method is explained in detail. According to this method

the short-time spectrum consisting of the sub-band signals $\mathbf{X}(e^{j\Omega_\mu}, n) = \sum_{k=0}^{N-1} x(n-k)h_k e^{-j\Omega_\mu k}$ (where n is the discrete

time index and $\Omega_\mu = 2\pi\mu/N$ ($\mu \in \{0, \dots, N-1\}$) denotes equidistant frequency nodes and h_k are the coefficients of a window function, $h(n) = [h_0, h_1, \dots, h_{N-1}]^T$ of a signal $\mathbf{x}(n) = [x(n), x(n-1), \dots, x(n-N+1)]^T$ of the length N , where the upper index T denotes the transposition operation, is to be refined, i.e. it is to be transformed to an augmented spectrum

consisting of the augmented sub-band signals $\tilde{\mathbf{X}}(e^{j\Omega_\mu}, n) = \sum_{k=0}^{\tilde{N}-1} x(n-k)\tilde{h}_k e^{-j\Omega_\mu k}$, where the tilde indicates augmented quantities with the length $\tilde{N} = k_0 N$, $k_0 \in \{2, 3, 4, \dots\}$.

[0040] The refinement is achieved by means of a refinement matrix \mathbf{S} :

$$\mathbf{S} \begin{bmatrix} \mathbf{X}(e^{j\Omega}, n) \\ \vdots \\ \mathbf{X}(e^{j\Omega}, n-(M-1)r) \end{bmatrix} = \tilde{\mathbf{X}}(e^{j\Omega}, n)$$

with the input signal vector $\mathbf{X}(e^{j\Omega}, n) = [X(e^{j\Omega_0}, n), \dots, X(e^{j\Omega_{N-1}}, n)]^T$ and $\tilde{\mathbf{X}}(e^{j\Omega}, n) = [\tilde{\mathbf{X}}(e^{j\Omega_0}, n), \dots, \tilde{\mathbf{X}}(e^{j\Omega_{N-1}}, n)]^T$, that are calculated by means of the DFT matrix \mathbf{D}_L by $\mathbf{X}(e^{j\Omega}, n) = \mathbf{D}_N \mathbf{H} \mathbf{x}(n)$ and $\tilde{\mathbf{X}}(e^{j\Omega}, n) = \mathbf{D}_{\tilde{N}} \tilde{\mathbf{H}} \tilde{\mathbf{x}}(n)$, respectively, where the diagonal matrices and the DFT matrix read

$$\mathbf{H} = \text{diag}\{\mathbf{h}\} = \begin{bmatrix} h_0 & 0 & 0 & \dots & 0 \\ 0 & h_1 & 0 & \dots & 0 \\ 0 & 0 & h_2 & \dots & 0 \\ 0 & \vdots & \vdots & \ddots & \vdots \\ 0 & 0 & 0 & \dots & h_{N-1} \end{bmatrix},$$

$$\tilde{\mathbf{H}} = \text{diag}\{\tilde{\mathbf{h}}\} = \begin{bmatrix} \tilde{h}_0 & 0 & 0 & \dots & 0 \\ 0 & \tilde{h}_1 & 0 & \dots & 0 \\ 0 & 0 & \tilde{h}_2 & \dots & 0 \\ 0 & \vdots & \vdots & \ddots & \vdots \\ 0 & 0 & 0 & \dots & \tilde{h}_{\tilde{N}-1} \end{bmatrix}$$

and

5

$$\mathbf{D}_L = \begin{bmatrix} 1 & 1 & 1 & \dots & 1 \\ 1 & e^{-j\frac{2\pi}{L}} & e^{-j2\frac{2\pi}{L}} & \dots & e^{-j(L-1)\frac{2\pi}{L}} \\ 1 & e^{-j2\frac{2\pi}{L}} & e^{-j4\frac{2\pi}{L}} & \dots & e^{-j2(L-1)\frac{2\pi}{L}} \\ \vdots & \vdots & \vdots & \ddots & \vdots \\ 1 & e^{-j(L-1)\frac{2\pi}{L}} & e^{-j2(L-1)\frac{2\pi}{L}} & \dots & e^{-j(L-1)(L-1)\frac{2\pi}{L}} \end{bmatrix} \text{ with } L \in \{N, \tilde{N}\},$$

10

where $\tilde{\mathbf{x}}(n)$ is the augmented signal vector $\tilde{\mathbf{x}}(n) = [x(n), x(n-1), \dots, x(n-N+1), \dots, x(n-\tilde{N}+1)]^T$.

15

[0041] The refinement matrix \mathbf{S} is, thus, calculated without any need for a DFT of higher order than the originally used (i.e. with an order higher than N) and has the size $\tilde{N} \times N M$, where M is the number of the used sub-band short time spectra $\mathbf{X}(e^{j\Omega}, n)$, ..., $\mathbf{X}(e^{j\Omega}, n-(M-1)r)$.

[0042] With this refinement matrix \mathbf{S} the refined spectrum $\tilde{\mathbf{X}}(e^{j\Omega}, n)$ is calculated from a number M or previous input spectra $\mathbf{X}(e^{j\Omega}, n)$ that are respectively shifted one by the other by the integer r (frame shift): $\mathbf{X}(e^{j\Omega}, n-r)$, $\mathbf{X}(e^{j\Omega}, n-2r)$, ..., $\mathbf{X}(e^{j\Omega}, n-(M-1)r)$.

20

[0043] The refinement matrix \mathbf{S} is determined observing the following constraint for the window function $\tilde{\mathbf{h}}$:

25

$$\mathbf{A} \begin{bmatrix} \mathbf{h} \\ \mathbf{h} \\ \vdots \\ \mathbf{h} \end{bmatrix}^T = \tilde{\mathbf{h}}, \text{ with } A_{i,j} = \begin{cases} a_0, & \text{if } [0 < i \leq N \text{ and } (j=i)] \\ a_1, & \text{if } [N < i \leq 2N \text{ and } j=i-N+r] \\ a_k, & \text{if } [kN < i \leq (k+1)N \text{ and } j=i+k(r-N)] \\ \vdots & \\ a_{M-1}, & \text{if } [(M-1)N < i \leq MN \text{ and } j=i+(M-1)(r-n)] \\ 0, & \text{else} \end{cases}$$

30

35

where the indexes i and j denote the index of the column and the row, respectively. The length of the window function $\tilde{\mathbf{h}}$ is, thus, $\tilde{N} = N + r(M-1)$. Consequently, the window function $\tilde{\mathbf{h}}$ consists of weighted sums of shifted window functions \mathbf{h} of lower order (of order N).

[0044] Making use of the block diagonal DFT matrix

40

$$\mathbf{D}_{\text{Block}} = \begin{bmatrix} \mathbf{D}_N & 0 & \dots & 0 \\ 0 & \mathbf{D}_N & \dots & 0 \\ \vdots & \vdots & \ddots & \vdots \\ 0 & 0 & \dots & \mathbf{D}_N \end{bmatrix}$$

45

the refinement matrix can be calculated from

50

$$\mathbf{S} \mathbf{D}_{\text{Block}} \begin{bmatrix} \mathbf{H} & 0 & \dots & 0 \\ 0 & \mathbf{H} & \dots & 0 \\ \vdots & \vdots & \ddots & \vdots \\ 0 & 0 & \dots & \mathbf{H} \end{bmatrix} \begin{bmatrix} \mathbf{x}(n) \\ \mathbf{x}(n-r) \\ \vdots \\ \mathbf{x}(n-(M-1)r) \end{bmatrix} = \mathbf{D}_{\tilde{N}} \tilde{\mathbf{H}} \tilde{\mathbf{x}}(n).$$

55

[0045] With the above-mentioned constraint this can be re-written as

$$\mathbf{S} \mathbf{D}_{\text{Block}} \begin{bmatrix} \mathbf{H} & 0 & \dots & 0 \\ 0 & \mathbf{H} & \dots & 0 \\ \vdots & \vdots & \ddots & \vdots \\ 0 & 0 & \dots & \mathbf{H} \end{bmatrix} \begin{bmatrix} \mathbf{x}(n) \\ \mathbf{x}(n-r) \\ \vdots \\ \mathbf{x}(n-(M-1)r) \end{bmatrix} = \mathbf{D}_{\tilde{N}} \mathbf{A} \begin{bmatrix} \mathbf{H} & 0 & \dots & 0 \\ 0 & \mathbf{H} & \dots & 0 \\ \vdots & \vdots & \ddots & \vdots \\ 0 & 0 & \dots & \mathbf{H} \end{bmatrix} \begin{bmatrix} \mathbf{x}(n) \\ \mathbf{x}(n-r) \\ \vdots \\ \mathbf{x}(n-(M-1)r) \end{bmatrix},$$

which has solutions that, in general, depend on the input signal vectors $\mathbf{x}(n-kr)$. Solutions that are independent of the input signal vectors $\mathbf{x}(n-kr)$ are obtained by $\mathbf{S} \mathbf{D}_{\text{Block}} = \mathbf{D}_{\tilde{N}} \mathbf{A}$ resulting in the equation for the desired refinement matrix $\mathbf{S} = \mathbf{D}_{\tilde{N}} \mathbf{A} \mathbf{D}_{\text{Block}}^{-1}$ with the inverse block diagonal DFT matrix

$$\mathbf{D}_{\text{Block}}^{-1} = \begin{bmatrix} \mathbf{D}_N^{-1} & 0 & \dots & 0 \\ 0 & \mathbf{D}_N^{-1} & \dots & 0 \\ \vdots & \vdots & \ddots & \vdots \\ 0 & 0 & \dots & \mathbf{D}_N^{-1} \end{bmatrix} = \frac{1}{N} \begin{bmatrix} 1 & 1 & 1 & \dots & 1 \\ 1 & e^{j\frac{2\pi}{N}} & e^{j2\frac{2\pi}{N}} & \dots & e^{j(N-1)\frac{2\pi}{N}} \\ 1 & e^{j2\frac{2\pi}{N}} & e^{j4\frac{2\pi}{N}} & \dots & e^{j2(N-1)\frac{2\pi}{N}} \\ \vdots & \vdots & \vdots & \ddots & \vdots \\ 1 & e^{j(N-1)\frac{2\pi}{N}} & e^{j2(N-1)\frac{2\pi}{N}} & \dots & e^{j(N-1)(N-1)\frac{2\pi}{N}} \end{bmatrix}.$$

[0046] The coefficients of the refinement matrix read

$$S(i, mN+l) = \frac{a_m}{N} \frac{\sin\left(\pi\left(\frac{iN - l\tilde{N}}{\tilde{N}}\right)\right) e^{-j\pi\left(\frac{iN - l\tilde{N}}{\tilde{N}}\right)}}{\sin\left(\pi\left(\frac{iN - l\tilde{N}}{N\tilde{N}}\right)\right) e^{-j\pi\left(\frac{iN - l\tilde{N}}{N\tilde{N}}\right)}} e^{-j\frac{2\pi}{N}lmr}$$

which, in view of $\tilde{N} = k_0 N$, with k_0 being an integer, $k_0 = 2, 3, 4, \dots$, can be rewritten as

$$S(i, mN+l) = \begin{cases} 0, & \text{if } [(i/k_0 \in Z) \text{ and } (l/N \notin Z)] \\ a_m e^{-j\frac{2\pi}{N}imr}, & \text{if } [(i/k_0 \in Z) \text{ and } (l/N \in Z)] \\ \frac{a_m \sin\left(\pi\left(\frac{i}{k_0} - l\right)\right) e^{-j\pi\left(\frac{i-l}{k_0}\right)}}{N \sin\left(\pi\left(\frac{i-lk_0}{Nk_0}\right)\right) e^{-j\pi\left(\frac{i-lk_0}{k_0N}\right)}} e^{-j\frac{2\pi}{N}imr}, & \text{else} \end{cases}$$

where a_m are the coefficients of the matrix \mathbf{A} ($m=0, \dots, M-1$; see above) and $l \in \{0, 1, \dots, N-1\}$ and Z denotes the set of integers.

[0047] Thus, each k_0 -th row of \mathbf{S} is sparsely populated, i.e. the elements of each k_0 -th row are zero with the exception of the column indices that are multiples of N . If N is chosen to be $2r$ or $4r$, these elements are real or imaginary.

[0048] For a refinement of the original frequency resolution only each k_0 -th node of the vector $\tilde{\mathbf{X}}(e^{j\Omega}, n)$ is to be calculated. Since the matrix \mathbf{S} is a sparse matrix the spectral refinement can readily be realized by short Finite Impulse Response (FIR) filters applied in each sub-band with $\mathbf{g}_{i,ik_0} = [g_{i,ik_0,0}, g_{i,ik_0,1}, \dots, g_{i,ik_0,M-1}]^T$ in the i -th sub-band as it is shown in Figure 1 for the example of $k_0=2$.

[0049] According to the embodiment of Figure 1 an input signal $x(n)$ is windowed and discrete Fourier transformed (short-time Fourier transformed) to obtain sub-band signals $X(e^{j\Omega_\mu}, n)$, i.e. sub-band short-time spectra, constituting a short-time spectrum $\mathbf{X}(e^{j\Omega}, n)$ that is to be refined. For the window function, e.g., a Hann window can be used. For each of the sub-band short-time spectra a number of time-delayed short-time spectra is generated (as indicated by $\downarrow r$). According to the example shown in Figure 1 the refined spectrum for the i -th sub-band is obtained by

$$\tilde{\mathbf{X}}(e^{j\Omega_{ik_0}}, n) = g_{i,ik_0,0} \mathbf{X}(e^{j\Omega_i}, n) + \dots + g_{i,ik_0,M-1} \mathbf{X}(e^{j\Omega_i}, n - (M-1)r).$$

In the above-described example the frequency nodes of the refined spectra are multiples of the original spectra. However, even if it is desired/necessary to calculate the spectrum $\tilde{\mathbf{X}}(e^{j\Omega}, n)$ also for nodes that are not present in the original spectrum (intermediate nodes), one can make use of the sparseness of the refinement matrix for the previously discussed case by means of an interpolation as illustrated in Figure 2. Pairs of coefficients of the populated rows are used to approximate the target frequency by means of the original frequency nodes

$$\tilde{\mathbf{X}}(e^{j\Omega_i}, n) \approx \begin{cases} \sum_{m=0}^{M-1} g_{\lfloor i/k_0 \rfloor, l, m} \mathbf{X}(e^{j\Omega_{i/k_0}}, n - mr), & \text{if } l/k_0 \text{ integer} \\ \sum_{m=0}^{M-1} g_{\lfloor i/k_0 \rfloor, l, m} \mathbf{X}(e^{j\Omega_{\lfloor i/k_0 \rfloor}}, n - mr) + \sum_{m=0}^{M-1} g_{\lceil i/k_0 \rceil, l, m} \mathbf{X}(e^{j\Omega_{\lceil i/k_0 \rceil}}, n - mr), & \text{else} \end{cases}$$

where $\lfloor \cdot \rfloor$ and $\lceil \cdot \rceil$ denote rounding to the next smaller integer and to the next larger integer, respectively, and $g(i, l, m) = S(l, i+mN)$.

[0050] Important applications for the above-described spectral refinement are noise reduction of audio and speech signals as well as the estimation of the (voice) pitch frequency of a speech signal. Experiments have shown that the

estimation of the pitch frequency, in particular, in cases in which adjacent amplitude maxima are close to each other, analysis of a power density spectrum derived from a refined spectrum obtained as described above significantly improves pitch estimations and thereby speech recognition or synthesis results based on the pitch estimation.

[0051] Audio signal processing often includes enhancement of the audio signals by noise reduction and/or echo compensation. Noise reduction and/or echo compensation in the sub-band regime is achieved by filtering the audio signals by adaptable filter coefficients (damping factors) $V(e^{j\Omega_\mu}, n)$ that are usually determined on the basis of the short-time power density or the spectrogram of the audio input signal and the estimated short-time power density of the background noise (echo). In the art the damping factors for signal portions between adjacent pitch lines (amplitude maxima) are often adapted to too small magnitudes, since the spectral resolution of the employed window functions are too low and due to the overlap of sub-bands produced, e.g., by a Hann window. Therefore, the above-explained method for spectral refinement can advantageously be applied to the art of noise reduction and echo compensation.

[0052] An example for the employment of the above-described method of spectral analysis for echo compensation and/or noise reduction of an audio signal, in particular, a speech signal, is illustrated in Figure 3.

[0053] An audio signal $x(n)$ is transformed by a DFT means 1 into sub-band signals (sub-band short-time spectra). With the help of a stationarity detecting means 3 it is detected whether the sub-band signals $X(e^{j\Omega_\mu}, n)$ change significantly over some signal frames. If the input spectrum is stationary within some predetermined limits it is input in a spectral refiner 3. If it is non-stationary the spectral refinement is omitted in order not to exceed the maximum allowable signal delay times as demanded for by, e.g., the standards of the International Telecommunication Union and the European Telecommunication Standards Institute.

[0054] The spectral refiner 3 performs the above-explained spectral refinement of the input spectrum $X(e^{j\Omega}, n)$ in order to obtain a refined spectrum $\tilde{X}(e^{j\Omega}, n)$. In the case of a speech input signal $x(n)$ it might be preferred to refine only a portion of the input spectrum $X(e^{j\Omega}, n)$, say for frequencies below 1000 Hz. The refined spectrum $\tilde{X}(e^{j\Omega}, n)$ is, then, subject to processing by an echo compensation and noise reduction means 4 as known in the art with an impulse response V to obtain an enhanced spectrum with the sub-band signals $\hat{S}(e^{j\Omega_\mu}, n) = V(e^{j\Omega_\mu}, n) X(e^{j\Omega_\mu}, n)$. After synthesis by an IDFT means 5 a full band enhanced audio signal is obtained.

[0055] All previously discussed embodiments are not intended as limitations but serve as examples illustrating features and advantages of the invention. It is to be understood that some or all of the above described features can also be combined in different ways.

Claims

- Method for processing an audio input signal ($x(n)$) for spectral refinement of a short-time spectrum ($X(e^{j\Omega}, n)$) of the audio input signal ($x(n)$) consisting of sub-band short-time spectra ($X(e^{j\Omega_\mu}, n)$), comprising short-time Fourier transforming the audio input signal ($x(n)$) to obtain the sub-band short-time spectra ($X(e^{j\Omega_\mu}, n)$) for a predetermined number of sub-bands; time-delay filtering at least one of the sub-band short-time spectra ($X(e^{j\Omega_\mu}, n)$) to obtain a predetermined number (M) of time-delayed sub-band short-time spectra ($X(e^{j\Omega_\mu}, n-(M-1)r)$) for at least one of the predetermined number of sub-bands; filtering for the at least one of the predetermined number of sub-bands the respective sub-band short-time spectrum ($X(e^{j\Omega_\mu}, n)$) and the corresponding time-delayed sub-band short-time spectra ($X(e^{j\Omega_\mu}, n-(M-1)r)$) by a filtering means, in particular, by a Finite Impulse Response filtering means (g), to obtain a refined sub-band short-time spectrum ($\tilde{X}(e^{j\Omega_\mu}, n)$) for the at least one of the predetermined number of sub-bands.
- The method according to claim 1, wherein the filter coefficients of the filtering means for the i -th sub-band $g_{i, ik_0} = [g_{i, ik_0, 0}, g_{i, ik_0, 1}, \dots, g_{i, ik_0, M-1}]^T$ are determined by

$$g_{i, ik_0, m} = S(ik_0, i+mN)$$

with

5

10

15

20

$$S(i, mN+l) = \begin{cases} 0, & \text{if } [(i/k_0 \in \mathbb{Z}) \text{ and } (l/N \notin \mathbb{Z})] \\ a_m e^{-j\frac{2\pi}{N}imr}, & \text{if } [(i/k_0 \in \mathbb{Z}) \text{ and } (l/N \in \mathbb{Z})] \\ \frac{a_m}{N} \frac{\sin\left(\pi\left(\frac{i}{k_0} - l\right)\right) e^{-j\pi\left(\frac{i}{k_0} - l\right)}}{\sin\left(\pi\left(\frac{i-lk_0}{Nk_0}\right)\right) e^{-j\pi\left(\frac{i-lk_0}{k_0N}\right)}}, & \text{else} \end{cases}$$

with the integer $k_0 \geq 2$, $m = [0, 1, \dots, M-1]$, where M is the predetermined number of time-delayed sub-band short-time spectra $X(e^{j\Omega_\mu, n-(M-1)r})$, N being the length on the input signal $\mathbf{x}(n)$, and $l = [0, 1, \dots, N-1]$ and r denotes the frame shift of the time-delayed sub-band short-time spectra $X(e^{j\Omega_\mu, n-(M-1)r})$.

25

3. The method according to claim 1 or 2, further comprising
 selecting a number of neighbored sub-bands;
 filtering for each pair of the selected number of sub-bands:

30

- a) the respective sub-band short-time spectrum ($X(e^{j\Omega_\mu, n})$) and the corresponding time-delayed sub-band short-time spectra ($X(e^{j\Omega_\mu, n-(M-1)r})$) of one of the neighbored sub-bands once more by the filtering means (**g**) to obtain a first additional filtered spectrum and
 b) the respective sub-band short-time spectrum ($X(e^{j\Omega_\mu, n})$) and the corresponding time-delayed sub-band short-time spectra ($X(e^{j\Omega_\mu, n-(M-1)r})$) of the other one of the neighbored sub-bands once more by the filtering means (**g**) to obtain a second additional filtered spectrum; and

35

adding the first and the second additional filtered spectra in order to obtain one additional sub-band short-time spectrum ($\tilde{X}(e^{j\Omega_\mu, n})$) for each of the pairs of the selected number of sub-bands.

40

4. The method according to claim 3, wherein the sub-band short-time spectrum ($X(e^{j\Omega_\mu, n})$) and the corresponding time-delayed sub-band short-time spectra ($X(e^{j\Omega_\mu, n-(M-1)r})$) are filtered according to

45

$$\tilde{X}(e^{j\Omega_\mu, n}) = \begin{cases} \sum_{m=0}^{M-1} g_{\lfloor l/k_0 \rfloor, l, m} X(e^{j\Omega_{\lfloor l/k_0 \rfloor}, n-mr}), & \text{if } l/k_0 \text{ integer} \\ \sum_{m=0}^{M-1} g_{\lfloor l/k_0 \rfloor, l, m} X(e^{j\Omega_{\lfloor l/k_0 \rfloor}, n-mr}) + \sum_{m=0}^{M-1} g_{\lceil l/k_0 \rceil, l, m} X(e^{j\Omega_{\lceil l/k_0 \rceil}, n-mr}), & \text{else} \end{cases}$$

50

where $\lfloor \cdot \rfloor$ and $\lceil \cdot \rceil$ denote rounding to the next smaller integer and to the next larger integer, respectively, and $g(i, l, m) = S(i, i+mN)$ and

55

$$S(i, mN+l) = \frac{a_m}{N} \frac{\sin\left(\pi\left(\frac{iN - \tilde{N}}{\tilde{N}}\right)\right) e^{-j\pi\left(\frac{iN - \tilde{N}}{\tilde{N}}\right)}}{\sin\left(\pi\left(\frac{iN - \tilde{N}}{N\tilde{N}}\right)\right) e^{-j\pi\left(\frac{iN - \tilde{N}}{N\tilde{N}}\right)}} e^{-j\frac{2\pi}{N}imr}$$

with the integer $k_0 \geq 2$, $m = [0, 1, \dots, M-1]$, where M is the predetermined number of time-delayed sub-band short-time spectra $X(e^{j\Omega_\mu, n-(M-1)r})$, N being the length on the input signal $\mathbf{x}(n)$, and $l = [0, 1, \dots, N-1]$, with $\tilde{N} = k_0 N = N + r(M-1)$, and r denotes the frame shift of the time-delayed sub-band short-time spectra $X(e^{j\Omega_\mu, n-(M-1)r})$.

5. The method according to one of the preceding claims, wherein the spectral refinement of the input short-time spectrum $(\mathbf{X}(e^{j\Omega}, n))$ of the audio input signal $(\mathbf{x}(n))$ is performed for frequencies below 1500 Hz, in particular, below 1000 Hz.

6. The method according to one of the preceding claims, wherein the short-time Fourier transforming of the audio input signal $(\mathbf{x}(n))$ is performed by means of a Hann window or a Hamming window or a Gauss window.

7. Method for noise reduction of an audio signal $(\mathbf{x}(n))$, comprising processing the audio input signal $(\mathbf{x}(n))$ for spectral refinement of a short-time spectrum $(\mathbf{X}(e^{j\Omega}, n))$ of the audio input signal $(\mathbf{x}(n))$ according to one of the methods of claims 1 to 6 and filtering the at least one refined sub-band short-time spectrum $(\tilde{\mathbf{X}}(e^{j\Omega_\mu, n}))$ obtained by one of the methods of claims 1 to 6 by a noise reduction filtering.

8. The method for noise reduction of an audio signal $(\mathbf{x}(n))$ according to claim 7, comprising

- i) determining the degree of stationarity of the audio signal $(\mathbf{x}(n))$;
- ii) if the determined degree of stationarity of the audio signal $(\mathbf{x}(n))$ is below a predetermined threshold, then filtering the audio signal $(\mathbf{x}(n))$ by a noise reduction filtering means to obtain filtered sub-band short-time spectra $(\hat{\mathbf{S}}(e^{j\Omega}, n))$; or
- if the determined degree of stationarity of the audio signal $(\mathbf{x}(n))$ is equal to or exceeds the predetermined threshold, then

- a) processing the audio input signal $(\mathbf{x}(n))$ for spectral refinement of a short-time spectrum $(\mathbf{X}(e^{j\Omega}, n))$ of the audio input signal $(\mathbf{x}(n))$ according to one of the methods of claims 1 to 6; and
- b) filtering the at least one refined sub-band short-time spectrum $(\tilde{\mathbf{X}}(e^{j\Omega_\mu, n}))$ obtained by one of the methods of claims 1 to 6 by the noise reduction filtering means, and, if present, non-refined sub-band short-time spectra $(\mathbf{X}(e^{j\Omega_\mu, n}))$ to obtain filtered sub-band spectra $(\hat{\mathbf{S}}(e^{j\Omega}, n))$;

and

- iii) inverse Discrete Fourier transforming and synthesizing the filtered sub-band short-time spectra $(\hat{\mathbf{S}}(e^{j\Omega}, n))$ to obtain a noise reduced audio signal.

9. Method for echo reduction of an audio signal $(\mathbf{x}(n))$, comprising processing the audio input signal $(\mathbf{x}(n))$ for spectral refinement of a short-time spectrum $(\mathbf{X}(e^{j\Omega}, n))$ of the audio input signal $(\mathbf{x}(n))$ according to one of the methods of claims 1 to 6 and filtering the at least one refined sub-band short-time spectrum $(\tilde{\mathbf{X}}(e^{j\Omega_\mu, n}))$ obtained by one of the methods of claims 1 to 6 by an echo compensation filtering means.

10. The method for echo reduction of an audio signal $(\mathbf{x}(n))$ according to claim 9, comprising

- i) determining the degree of stationarity of the audio signal $(\mathbf{x}(n))$;
- ii) if the determined degree of stationarity of the audio signal $(\mathbf{x}(n))$ is below a predetermined threshold, then filtering the audio signal $(\mathbf{x}(n))$ by an echo reduction filtering means to obtain filtered sub-band spectra $(\hat{\mathbf{S}}(e^{j\Omega}, n))$; or
- if the determined degree of stationarity of the audio signal $(\mathbf{x}(n))$ is equal to or exceeds the predetermined

threshold, then

- a) processing the audio input signal ($\mathbf{x}(n)$) for spectral refinement of a short-time spectrum ($\mathbf{X}(e^{j\Omega}, n)$) of the audio input signal ($\mathbf{x}(n)$) according to one of the methods of claims 1 to 6; and
 b) filtering the at least one refined sub-band short-time spectrum ($\tilde{X}(e^{j\Omega_\mu}, n)$) obtained by one of the methods of claims 1 to 6 and, if present, non-refined sub-band short-time spectra ($X(e^{j\Omega_\mu}, n)$) by the echo reduction filtering means to obtain filtered sub-band spectra ($\hat{S}(e^{j\Omega}, n)$);

and

- iii) inverse Discrete Fourier transforming and synthesizing the filtered sub-band spectra ($\hat{S}(e^{j\Omega}, n)$) to obtain an echo reduced audio signal.

- 11.** Method for estimating the pitch of a speech signal ($\mathbf{x}(n)$), comprising processing the speech input signal ($\mathbf{x}(n)$) for spectral refinement of a short-time spectrum ($\mathbf{X}(e^{j\Omega}, n)$) of the audio input signal ($\mathbf{x}(n)$) according to one of the methods of claims 1 to 6; determining the short-time spectrogram of the at least one refined sub-band short-time spectrum ($\tilde{X}(e^{j\Omega_\mu}, n)$) obtained by one of the methods of claims 1 to 6; and estimating the pitch on the basis of the at least one determined short-time spectrogram.

- 12.** Computer program product, comprising one or more computer readable media having computer-executable instructions for performing the steps of the method according to one of the Claims 1 to 11.

- 13.** Signal processing means, comprising

a short-time Fourier transform means (1) configured to short-time Fourier transform an audio signal ($\mathbf{x}(n)$) to obtain sub-band short-time spectra ($X(e^{j\Omega_\mu}, n)$) for a predetermined number of sub-bands;

a time-delay filtering means configured to time-delay at least one of the sub-band short-time spectra ($X(e^{j\Omega_\mu}, n)$) to obtain a predetermined number (M) of time-delayed sub-band short-time spectra ($X(e^{j\Omega_\mu}, n-(M-1)r)$) for at least one of the predetermined number of sub-bands;

a spectral refining means (2) configured to refine the at least one of the sub-band short-time spectra ($X(e^{j\Omega_\mu}, n)$), wherein the spectral refining means (2) comprises a filtering means, in particular, a Finite Impulse Response filtering means, configured to filter for the at least one of the predetermined number of sub-bands the respective sub-band short-time spectrum ($X(e^{j\Omega_\mu}, n)$) and the corresponding time-delayed sub-band short-time spectra ($X(e^{j\Omega_\mu}, n-(M-1)r)$) by a filtering means, in particular, by a Finite Impulse Response filtering means (\mathbf{g}), to obtain at least one refined sub-band short-time spectrum ($\tilde{X}(e^{j\Omega_\mu}, n)$) for the at least one of the of the predetermined number of sub-bands.

- 14.** The signal processing means according to claim 13, further comprising a selection means configured to select a number of neighbored sub-bands; and wherein the filtering means is configured to filter for each pair of the selected number of sub-bands:

a) the respective sub-band short-time spectrum ($X(e^{j\Omega_\mu}, n)$) and the corresponding time-delayed sub-band short-time spectra ($X(e^{j\Omega_\mu}, n-(M-1)r)$) of one of the neighbored sub-bands once more by the filtering means (\mathbf{g}) to obtain a first additional filtered spectrum and

b) the respective sub-band short-time spectrum ($X(e^{j\Omega_\mu}, n)$) and the corresponding time-delayed sub-band short-time spectra ($X(e^{j\Omega_\mu}, n-(M-1)r)$) of the other one of the neighbored sub-bands once more by the filtering means (\mathbf{g}) to obtain a second additional filtered spectrum; and

further comprising an adder configured to add the first and the second additional spectra in order to obtain an additional refined sub-band short-time spectrum ($\tilde{X}(e^{j\Omega_\mu}, n)$) for each of the pairs of the selected number of sub-bands.

- 15.** Signal enhancing means for enhancing the quality of an audio signal ($\mathbf{x}(n)$), comprising the signal processing means according to claim 13 or 14 and further comprising a noise reduction filtering mean and/or an echo compensation filtering means configured to noise reduce and/or to echo reduce the audio signal ($\mathbf{x}(n)$) on the basis of the at least one refined sub-band short-time spectrum ($\tilde{X}(e^{j\Omega_\mu}, n)$) obtained by the signal processing means according to claim 13 or 14.

- 16.** Pitch estimating means for estimating the pitch of a speech signal ($\mathbf{x}(n)$), comprising the signal processing means according to claim 13 or 14 and further comprising an analysis means configured to determine the short-time power density spectrum of the speech signal ($\mathbf{x}(n)$) based on the at least one refined sub-band short-time spectrum (\tilde{X}

$(e^{j\Omega_\mu, n})$ obtained by the signal processing means according to claim 13 or 14 and to estimate the pitch based on the determined short-time power density spectrum of the speech signal $(\mathbf{x}(n))$.

- 5 **17.** Hands-free telephony system, comprising the signal processing means according to claim 13 or 14 and/or the signal enhancing means according to claim 15 and/or the pitch estimating means according to claim 16.
- 10 **18.** Speech recognition means comprising the signal enhancing means according to claim 15 and/or the pitch estimating means according to claim 16.
- 15 **19.** Speech dialog system or voice control system comprising the speech recognition means according to claim 18.

15

20

25

30

35

40

45

50

55

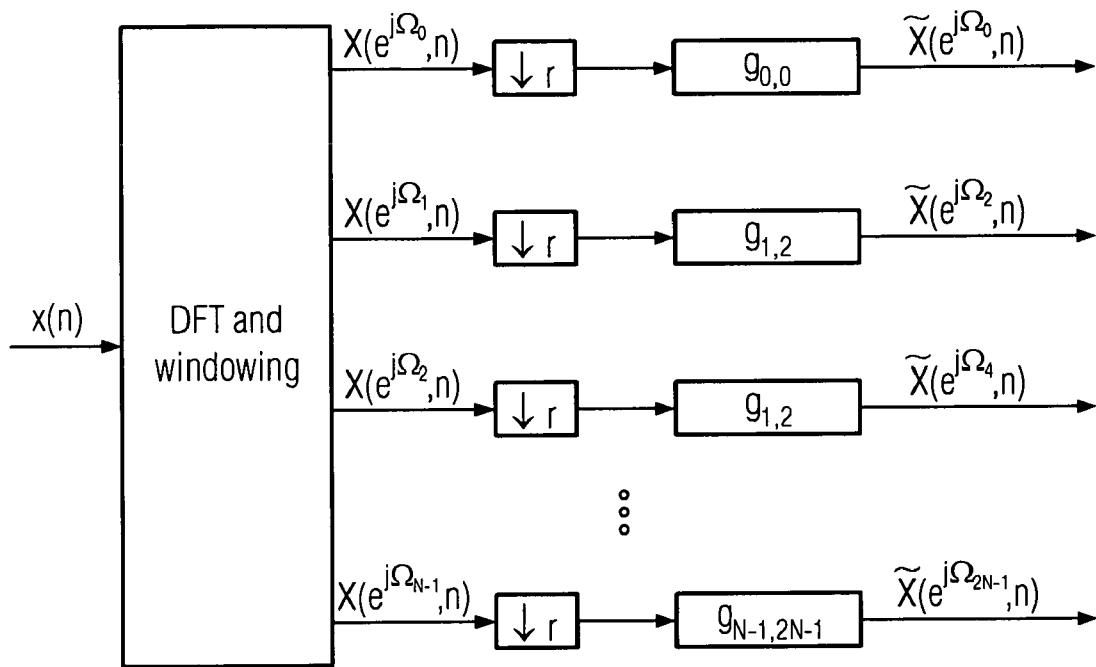


FIG. 1

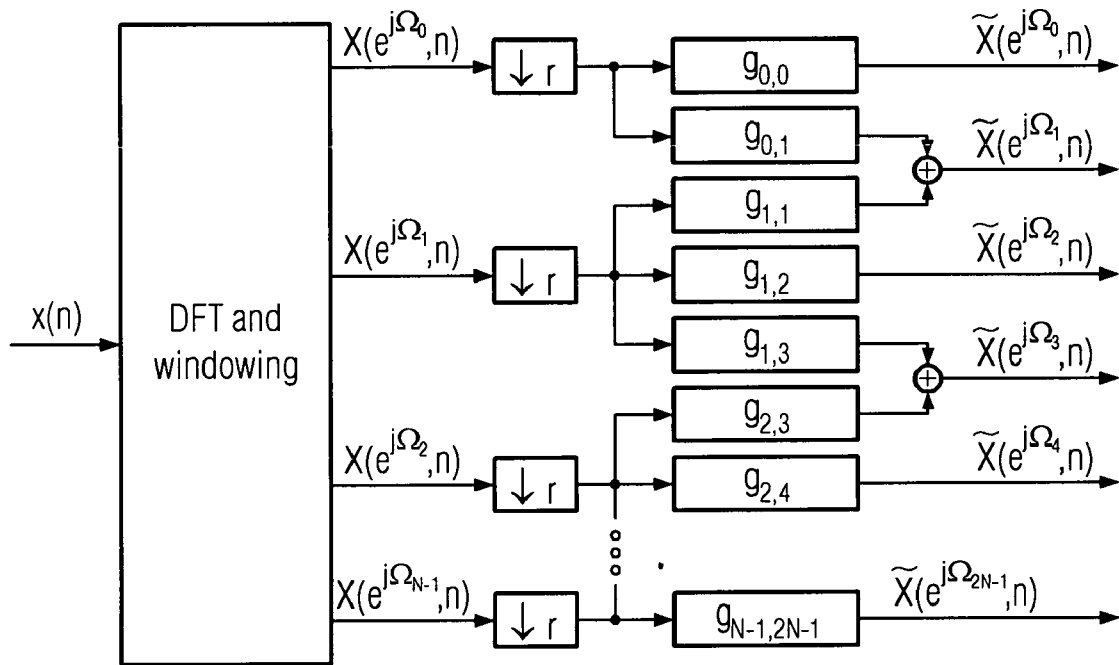


FIG. 2

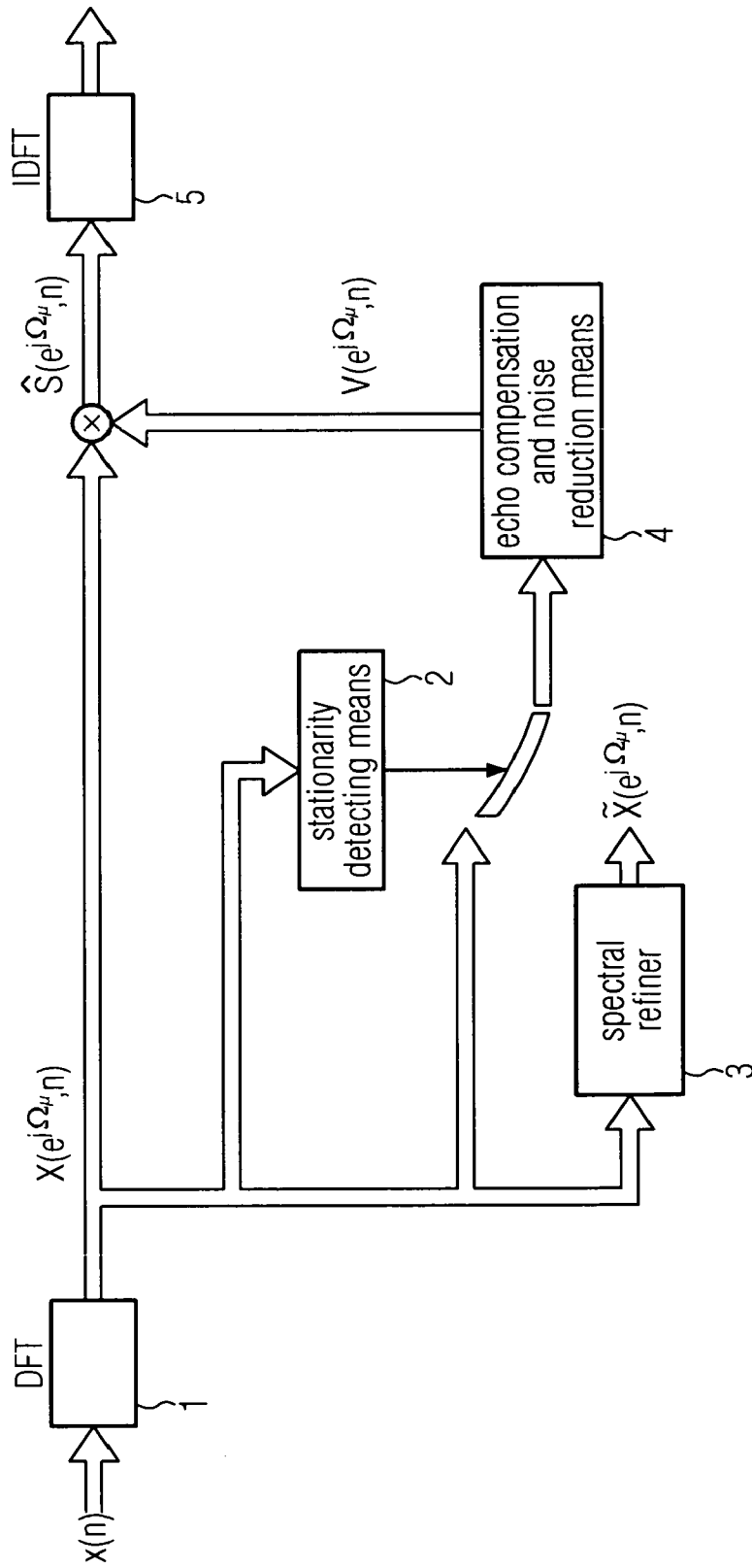


FIG. 3



DOCUMENTS CONSIDERED TO BE RELEVANT			
Category	Citation of document with indication, where appropriate, of relevant passages	Relevant to claim	CLASSIFICATION OF THE APPLICATION (IPC)
X	EP 0 767 462 A2 (FRANCE TELECOM [FR]) 9 April 1997 (1997-04-09) * page 2, line 28 - line 57 * * page 4, line 7 - page 8, line 9 * -----	1,5-7,9, 11-13, 15-19	INV. G10L19/02 G10L21/02
A	GRBIC N ET AL: "Design of oversampled uniform DFT filter banks with reduced inband aliasing and delay constraints" SIGNAL PROCESSING AND ITS APPLICATIONS, SIXTH INTERNATIONAL, SYMPOSIUM ON. 2001 AUG. 16-16, 2001, PISCATAWAY, NJ, USA,IEEE, vol. 1, 13 August 2001 (2001-08-13), pages 104-107, XP010557192 ISBN: 0-7803-6703-0 * the whole document * -----	1-19	
A	US 6 947 509 B1 (WONG DOUGLAS [US]) 20 September 2005 (2005-09-20) * abstract * -----	1-19	TECHNICAL FIELDS SEARCHED (IPC)
A	EP 1 160 977 A (AGERE SYST GUARDIAN CORP [US]) 5 December 2001 (2001-12-05) * abstract * -----	1-19	G10L H03H
The present search report has been drawn up for all claims			
Place of search The Hague		Date of completion of the search 20 April 2007	Examiner Burchett, Stefanie
CATEGORY OF CITED DOCUMENTS X : particularly relevant if taken alone Y : particularly relevant if combined with another document of the same category A : technological background O : non-written disclosure P : intermediate document T : theory or principle underlying the invention E : earlier patent document, but published on, or after the filing date D : document cited in the application L : document cited for other reasons & : member of the same patent family, corresponding document			

2
EPO FORM 1503 03/02 (P04001)

**ANNEX TO THE EUROPEAN SEARCH REPORT
ON EUROPEAN PATENT APPLICATION NO.**

EP 06 02 4940

This annex lists the patent family members relating to the patent documents cited in the above-mentioned European search report.
The members are as contained in the European Patent Office EDP file on
The European Patent Office is in no way liable for these particulars which are merely given for the purpose of information.

20-04-2007

Patent document cited in search report	Publication date	Patent family member(s)	Publication date
EP 0767462	A2	09-04-1997	
		DE 69611421 D1	08-02-2001
		DE 69611421 T2	26-07-2001
		FR 2739736 A1	11-04-1997
		US 5717768 A	10-02-1998

US 6947509	B1	20-09-2005	NONE

EP 1160977	A	05-12-2001	
		JP 2002055698 A	20-02-2002
		TW 517222 B	11-01-2003
		US 6718300 B1	06-04-2004
