

(19)



(11)

**EP 2 058 803 B1**

(12)

**EUROPEAN PATENT SPECIFICATION**

(45) Date of publication and mention of the grant of the patent:  
**20.01.2010 Bulletin 2010/03**

(51) Int Cl.:  
**G10L 21/02<sup>(2006.01)</sup> G10L 17/00<sup>(2006.01)</sup>**

(21) Application number: **07021121.4**

(22) Date of filing: **29.10.2007**

(54) **Partial speech reconstruction**

Partielle Sprachrekonstruktion

Reconstruction partielle de la parole

(84) Designated Contracting States:  
**AT BE BG CH CY CZ DE DK EE ES FI FR GB GR HU IE IS IT LI LT LU LV MC MT NL PL PT RO SE SI SK TR**

- **Herbig, Tobias**  
89075 Ulm (DE)
- **Krini, Mohamed**  
89073 Ulm (DE)
- **Schmidt, Gerhard**  
89081 Ulm (DE)

(43) Date of publication of application:  
**13.05.2009 Bulletin 2009/20**

(74) Representative: **Grünecker, Kinkeldey, Stockmair & Schwanhäusser**  
**Anwaltssozietät**  
**Leopoldstrasse 4**  
**80802 München (DE)**

(73) Proprietor: **Harman Becker Automotive Systems GmbH**  
**76307 Karlsbad (DE)**

(72) Inventors:  
 • **Gerl, Franz**  
**89233 Neu-Ulm (DE)**

(56) References cited:  
**WO-A-03/107327 US-A1- 2003 100 345**

**EP 2 058 803 B1**

Note: Within nine months of the publication of the mention of the grant of the European patent in the European Patent Bulletin, any person may give notice to the European Patent Office of opposition to that patent, in accordance with the Implementing Regulations. Notice of opposition shall not be deemed to have been filed until the opposition fee has been paid. (Art. 99(1) European Patent Convention).

**Description****Field of Invention**

5 [0001] The present invention relates to the art of electronically mediated verbal communication, in particular, by means of hands-free sets that might be installed in vehicular cabins. The invention is particularly directed to speaker-specific partial speech signal reconstruction.

**Background of the invention**

10 [0002] Two-way speech communication of two parties mutually transmitting and receiving audio signals, in particular, speech signals, often suffers from deterioration of the quality of the audio signals caused by background noise. Hands-free telephones provide comfortable and safe communication systems of particular use in motor vehicles. However, perturbations in noisy environments can severely affect the quality and intelligibility of voice conversation, e.g., by means of mobile phones or hands-free telephone sets that are installed in vehicle cabins, and can, in the worst case, lead to a complete breakdown of the communication.

15 [0003] Moreover, speech recognition systems become increasingly prevalent nowadays. In the last years, due to dramatic improvement in speech recognition technology, high performance speech analyzing, recognition algorithms and speech dialog systems have commonly been made available.

20 [0004] Present day speech input capabilities comprise voice dialing, call routing, document preparation, etc. A speech control system can, e.g., be employed in a car to allow the user to control different devices such as a mobile phone, a car radio, a navigation system and/or an air condition. However, a speech recognition and/or control means has to be provided with a speech signal with a high signal-to-noise ratio in order to operate successfully.

25 [0005] Consequently, some noise reduction must be employed in order to improve the intelligibility of electronically mediated speech signals. In particular, in the case of hands-free telephones; it is mandatory to suppress noise in order to guarantee successful communication. In the art, noise reduction methods employing Wiener filters or spectral subtraction are well known. For instance, speech signals are divided into sub-bands by some sub-band filtering means and a noise reduction algorithm is applied to each of the frequency sub-bands. However, the processed speech signals are perturbed, since according to these methods, perturbations are not eliminated but rather spectral components that are affected by noise are damped. The intelligibility of speech signals is, thus, normally not improved sufficiently when perturbations are relatively strong resulting in a relatively low signal-to-noise ratio. On the other hand under standability can be used as a criterion for determining some degree of voice modification in some systems, such as described e.g. in US2003/0100345. Noise suppression by means of Wiener filters usually makes use of some weighting of the speech signal in the sub-band domain still preserving any background noise.

30 [0006] As such, current methods for noise suppression in the art of electronic verbal communication do not operate sufficiently reliable to guarantee the intelligibility and/or desired quality of speech signals transmitted by one communication party and received by another communication party. Thus, there is a need for an improved method and system for noise reduction in electronic speech communication, in particular, in the context of hands-free sets.

**Description of the Invention**

40 [0007] The above-mentioned problem is solved by the method for enhancing the quality of a digital speech signal containing noise according to claim 1, comprising the steps of

45 identifying the speaker whose utterance corresponds to the digital speech signal;

determining a signal-to-noise ratio of the digital speech signal; and

50 synthesizing at least one part of the digital speech signal for which the determined signal-to-noise ratio is below a predetermined level by means of speaker-dependent data.

[0008] According to this method a speaker's utterance is detected by one or more microphones and the corresponding microphone signals are digitized to obtain the digital speech signal (digital microphone signal) corresponding to the speaker's utterance. Processing of the speech signal can preferably be performed in the sub-band domain. The signal-to-noise ratio (SNR) is determined in each frequency sub-band, and sub-band signals exhibiting noise above a predetermined level are synthesized (reconstructed). The SNR can be determined, e.g., by the ratio of the squared magnitude of the short-time spectrum of the digital speech signal and the estimated power density spectrum of the background noise present in the digital speech signal.

**[0009]** The partial speech synthesis is based on the identification of the speaker, i.e. speaker-dependent data is used for the synthesis of signal parts containing much noise. Thereby, the intelligibility of the partially synthesized speech signal is significantly improved with respect to solutions for the enhancement of the quality of speech signals that are known in the art. In particular, standard noise reduction is performed only for signal parts with a relatively high SNR.

**[0010]** The speaker-dependent data used for the speech synthesis may comprise one or more pitch pulse prototypes (samples) and spectral envelopes extracted from the speech signal, extracted from a previous speech signal or retrieved from a database (see description below). Further speaker-dependent features that might be useful for a satisfying speech synthesis as, e.g., cepstral coefficients and line spectral frequencies can be used.

**[0011]** In one embodiment at least the parts of the digital speech signal for which the determined signal-to-noise ratio exceeds the predetermined level are filtered for noise reduction and the filtered parts and the at least one synthesized part of the digital speech signal are combined to obtain an enhanced digital speech signal. The combination of the filtered parts and the synthesized part(s) is performed adaptively according to the determined SNR of the signal parts. If the SNR of a signal part (e.g., in a particular frequency sub-band) is sufficiently high, standard noise reduction by some noise reduction filtering means is sufficient.

**[0012]** Thus, the inventive method may combine signal parts that are only filtered for noise reduction and synthesized signal parts to obtain an enhanced speech signal. It is noted that all parts of the digital speech signal may be supplied to a noise reduction filtering means, e.g., comprising a Wiener filter as known in the art, in order to estimate noise contributions in all signal parts, in particular, in all frequency sub-bands in which the digital speech signal might be divided for the subsequent signal processing.

**[0013]** According to this embodiment speech synthesis is only applied for relatively noisy signal parts and the combination of synthesized and merely noise reduced signal parts can adaptively be performed in compliance with the determined SNR. Artifacts that are possibly introduced by the partial speech synthesis can thus be minimized.

**[0014]** In the herein disclosed method for enhancing the quality of a digital speech signal the at least one part of this digital speech signal for which the determined signal-to-noise ratio does not exceed the predetermined level is synthesized by means of at least one pitch pulse prototype and at least one spectral envelope obtained for the identified speaker. By means of a speaker-specific pitch pulse prototype and spectral envelope an efficient and satisfying speech synthesis is available.

**[0015]** The pitch pulse prototype represents a previously obtained excitation signal (spectrum) that ideally represents the signal that would be detected immediately at the vocal chords of the identified speaker whose utterance is detected.

**[0016]** The (short-time) spectral envelope is a well-known quantity of particular relevance in speech recognition/synthesis representing the tone color. It may be preferred to employ the robust method of Linear Predictive Coding (LPC) in order to calculate a predictive error filter. The coefficients of the predictive error filter can be used for a parametric determination of the spectral envelope. Alternatively, one may employ models for spectral envelope representation that are based on line spectral frequencies or cepstral coefficients or mel-frequency cepstral coefficients.

**[0017]** Partial speech synthesis can, thus, be performed on the basis of individual speech features that are as suitable as possible for a natural reconstruction of perturbed speech signal parts.

**[0018]** Both the pitch pulse prototype and the spectral envelope might be extracted from the digital speech signal or a previously analyzed digital speech signal obtained for/from the same speaker (for details see description below). In particular, a codebook database storing spectral envelopes that, in particular, have been trained for the speaker who is to be identified, can be used in the herein disclosed method for enhancing the quality of a digital speech signal.

**[0019]** The spectral envelope  $E(e^{i\Omega_\mu}, n)$  may, in particular, be obtained by

$$E(e^{i\Omega_\mu}, n) = F(\text{SNR}(\Omega_\mu, n)) E_s(e^{i\Omega_\mu}, n) + [1 - F(\text{SNR}(\Omega_\mu, n))] E_{cb}(e^{i\Omega_\mu}, n)$$

where  $E_s(e^{i\Omega_\mu}, n)$  and  $E_{cb}(e^{i\Omega_\mu}, n)$  are an extracted spectral envelope and a stored codebook envelope, respectively, and  $F(\text{SNR}(\Omega_\mu, n))$  denotes a linear mapping function. By such a mapping function the spectral envelope  $E(e^{i\Omega_\mu}, n)$  can be generated by adaptively combining the extracted spectral envelope and the codebook envelope depending on the actual SNR in the sub-bands  $\Omega_\mu$ . For example,  $F = 1$  for an SNR that exceeds some predetermined level and a small ( $\ll 1$ ) real number for a low SNR (below the predetermined level). Thus, it can be guaranteed that for signal parts that do not allow for a reliable estimation of the spectral envelope a codebook spectral envelope is determined that subsequently is used for the partial speech synthesis.

**[0020]** Preferably the parts of the digital speech signal filtered for noise reduction are delayed before combining the filtered parts and the at least one synthesized part of the digital speech signal to obtain an enhanced digital speech signal. This delay compensates for processing delays introduced by the speech synthesis branch of the signal processing.

**[0021]** Moreover, the at least one synthesized part of the digital speech signal may be filtered by a window function

before combining the filtered parts and the at least one synthesized part of the digital speech signal to obtain the enhanced digital speech signal. By such a windowing, in particular, by a Hann window or a Hamming window, adaptation of the power to that of the noise reduced signal parts and smoothing of signal parts at the edges of the current signal frame can readily be achieved.

5 **[0022]** The step of identifying the speaker in the above embodiments of the present invention can be performed based on a speaker model, in particular, a stochastic speaker model, used for on-line training during utterances of the identified speaker partly corresponding to the digital speech signal (on-line) or used for a previous (off-line) training. Suitable stochastic speech models include Gaussian mixture models (GMM) as well as Hidden Markov Models (HMM). On-line training allows for the introduction of a new speaker-dependent model if previously an unknown speaker is identified.

10 Furthermore, on-line training allows for the generation of high-quality feature samples (pitch pulse prototypes, spectral envelopes etc.) if they are obtained under controlled conditions and if the speaker is identified with high confidence.

**[0023]** It is noted that in all of the above embodiments speaker-independent data (pitch pulse prototypes, spectral envelopes) might be used for the partial speech synthesis when the identification of the speaker is not completed or if the identification fails at all. However, an analysis of the speech signal from an unknown speaker allows for extracting new pitch pulse prototypes and spectral envelopes that can be assigned to the previously unknown speaker for identification of the same speaker in the future (e.g., in the course of the further signal processing during the same session/processing of utterances of the same speaker).

15 **[0024]** The present invention also provides a computer program product, comprising one or more computer readable media having computer-executable instructions for performing the steps of the method according to one of the above described examples.

20 **[0025]** The above-mentioned problem is also solved by a signal processing means for enhancing the quality of a digital speech signal containing noise, comprising

25 a noise reduction filtering means configured to determine the signal-to-noise ratio of the digital speech signal and to filter the digital speech signal to obtain a noise reduced digital speech signal;

30 an analysis means configured to perform a voiced/unvoiced classification for the digital speech signal, to estimate the pitch frequency and the spectral envelope of the digital speech signal and to identify a speaker whose utterance corresponds to the digital speech signal;

a means configured to extract a pitch pulse prototype from the digital speech signal or to retrieve a pitch pulse prototype from a database;

35 a synthesis means configured to synthesize at least a part of the digital speech signal based on the voiced/unvoiced classification, the estimated pitch frequency and spectral envelope as well as the identification of the speaker and speaker dependent data comprising the pitch pulse prototype; and

40 a mixing means configured to mix the synthesized part of the digital speech signal and the noise reduced digital speech signal based on the determined signal-to-noise ratio of the digital speech signal.

**[0026]** It is to be understood that the means of the signal processing means might be separate physical or logical units or might be somehow integrated and combined with each other. The means may be configured for signal processing in the sub-band regime (which allows for very efficient processing) and, in this case, the signal processing means further comprises an analysis filter bank (for instance, employing a Hann window) for dividing the digital speech signal into sub-band signals and a synthesis filter bank (employing the same window as the analysis filter bank) configured to synthesize sub-band signals obtained by the mixing means to obtain an enhanced digital speech signal.

45 **[0027]** In particular, the mixing means may be configured to mix noise reduced and synthesized parts of the digital speech signal.

50 **[0028]** For the reasons given above the signal processing means may advantageously also comprise a delay means configured to delay the noise reduced digital speech signal and/or a window filtering means configured to filter the synthesized part of the digital speech signal to obtain a windowed signal.

**[0029]** The signal processing means may further comprise a codebook database comprising speaker-dependent or speaker-independent spectral envelopes and the synthesis means may be configured to synthesize at least a part of the digital speech signal based on a spectral envelope stored in the codebook database. In particular, the synthesis means, in this case, can be configured to combine spectral envelopes estimated for the digital speech signal and retrieved from the codebook database. This combination may be performed by means of a linear mapping as described above.

55 **[0030]** Furthermore, the signal processing means may comprise an identification database comprising training data for the identification of a person and the analysis means may be configured to identify the speaker by employing a

stochastic speech model.

[0031] In the above examples, the signal processing means may also comprise a database storing speaker-independent data (as, e.g., speaker-independent pitch pulse prototypes) in order to allow for speech synthesis in a case in that the identification of the speaker has not yet been completed or has failed for some reason.

5 [0032] The present invention can advantageously be applied to electronically mediated verbal communication. Thus, the signal processing means can be used in in-vehicle communication systems. Moreover, the present invention provides a hands-free set, a speech recognition means, a speech control means as well as a mobile phone each comprising a signal processing means according to one of the above examples.

10 [0033] Additional features and advantages of the present invention will be described with reference to the drawings. In the description, reference is made to the accompanying figures that are meant to illustrate preferred embodiments of the invention. It is understood that such embodiments do not represent the full scope of the invention.

[0034] Figure 1 illustrates basic steps of an example of the herein disclosed method for enhancing the quality of a digital speech signal by means of a flow diagram.

15 [0035] Figure 2 illustrates components of the inventive signal processing means including units for signal synthesis and noise reduction.

[0036] Figure 3 illustrates an example for the estimation of a spectral envelope used in the speech synthesis according to the present invention.

20 [0037] As shown in Figure 1 the method for enhancing a speech signal according to the present invention comprises the steps of detecting a speech signal 1 representing the utterance of a speaker and identifying the speaker 2 by analysis of the (digitized) speech signal. It is an essential feature of the present invention that the at least partial synthesis (reconstruction) of the speech signal is performed on the basis of speaker dependent data after identification of the speaker.

25 [0038] The identification of the speaker can, in principle, be achieved by any methods known in the art, e.g., by utilization of training corpora including text dependent and/or text independent training data in the context of, for instance, stochastic speech models as Gaussian mixture models (GMM), Hidden Markov Models (HMM), artificial neural networks, radial base functions (RBF) and Support Vector Machines (SVM), etc. In particular, the speech data sampled during the actual speech signal processing including the quality enhancement according to the present invention can be used for training purposes. Several utterances of the speaker may be buffered and compared with previously trained data to achieve a reliable speaker identification. Details of a method for efficient speaker identification can be found in the co-  
30 pending European patent application No. (EP53584).

[0039] It should be noted, however, that it might happen that speaker identification is affected by a heavily perturbed environment, e.g., a vehicular cabin when the vehicle is driving with high speed. If a pitch pulse prototype is used for partial speech synthesis (see below), it has to be guaranteed that the pitch pulse prototype associated with a particular speaker can be assigned to this (actual) speaker speaking in a noisy environment. The following explains a way for  
35 speaker identification according to the present example.

[0040] One or more stochastic speaker-independent speech models, e.g., a GMM, are trained for a plurality of different speakers and a plurality of different utterances, e.g., by means of a k-means or expectation maximization (EM) algorithm, in perturbed environment. This speaker-independent model is called Universal Background Model which serves as a template for speaker-dependent models by appropriate adaptation. In addition, speech signals in low-perturbed environment as well as typical noisy backgrounds without any speech signal are detected and stored to enable statistic modeling of influences of noise on the speech characteristics (features). This means that the influences of the noisy environment can be taken into account when extracting feature vectors to obtain, e.g., the spectral envelope (see below).  
40

[0041] Thus, unperturbed feature vectors can be estimated from perturbed ones by using information on typical background noise that, e.g., is present in vehicular cabins at different speeds of the vehicle. Unperturbed speech samples of the Universal Background Model can be modified by typical noise signals and the relationships of unperturbed and perturbed features of the speech signals can be learned and stored off-line. The information on these statistic relationships can be used when estimating feature vectors (and, e.g., the spectral envelope) in the inventive method for enhancing the quality of a speech signal.  
45

[0042] It might also be mentioned that heavily perturbed low-frequency parts of processed speech signals might be excised both in the training and the quality enhancing processing in order to restrict the training corpora and the signal enhancement to reliable information.  
50

[0043] According to the shown example, the signal-to-noise ratio (SNR) of the speech signal is determined 3, e.g., by a noise filtering means employing a Wiener filter as it is well known in the art. For instance, the SNR is determined by the squared magnitude of the short time spectrum and the estimated noise power density spectrum (see, e.g., E. Hansler and G. Schmidt: "Acoustic Echo and Noise Control - A Practical Approach", John Wiley, & Sons, Hoboken, New Jersey, USA, 2004).  
55

[0044] For a relatively high SNR conventional noise reduction filters operate successfully in enhancing the quality of speech signals. However, conventional noise reduction fails for heavily perturbed signals. Thus, it is determined which

parts of the detected speech signal exhibit an SNR below a suitable predetermined SNR level (e.g. below 3 dB) and which parts exhibit an SNR exceeding this level. Parts of the speech signal with relatively low perturbations (SNR above the predetermined level) are filtered 4 by some noise reduction means, e.g., comprising a Wiener filter. Parts of the speech signal with relatively high perturbations (SNR below the predetermined level) are synthesized (reconstructed) 5.

[0045] The synthesis of parts of the speech signal that exhibit high perturbations can be performed by employing speaker-dependent pitch pulse prototypes that are previously obtained and stored. After identification of the speaker in step 2 associated pitch pulse prototypes can be retrieved from a database and combined with spectral envelopes for speech synthesis. Alternatively, the pitch pulse prototypes might be extracted from utterances of the speaker comprising the above-mentioned speech signal, in particular, from utterances at times of relatively low perturbations.

[0046] In order to reliably extract a pitch pulse prototype the average SNR shall be sufficiently high for a frequency range of about the average pitch frequency of the actual speaker and five to ten times this frequency, for instance. Moreover, the current pitch frequency has to be estimated with sufficient accuracy. In addition, a suitable spectral distance measure, e.g.,

$$\Delta(Y(e^{j\Omega_\mu}, n), Y(e^{j\Omega_\mu}, m)) = \sum_{\mu=0}^{M/2-1} \left| 10 \log_{10} \left\{ |Y(e^{j\Omega_\mu}, n)|^2 \right\} - 10 \log_{10} \left\{ |Y(e^{j\Omega_\mu}, m)|^2 \right\} \right|^2$$

where  $Y(e^{j\Omega_\mu}, m)$  denotes a digitized sub-band speech signal at time  $m$  for the frequency sub-band  $\Omega_\mu$  (the imaginary unit is denoted by  $j$ ),

has to show only slight spectral variations among the individual signal frames in the last five to six signal frames.

[0047] If these conditions are satisfied, the spectral envelope is extracted and stripped from the speech signal (consisting of  $L$  sub-frames) by means of a predictor error filtering, for instance. The pitch pulse that is located closest to the middle or a selected frame is shifted to be located exactly at the middle of the frame and a Hann window, for instance, is overlaid over the frame. The spectrum of the speaker-dependent pitch pulse prototype is then obtained by means of a Discrete Fourier Transform and power normalization as known in the art.

[0048] It might be advantageous to extract a variety of speaker-dependent pitch pulse prototypes for different pitch frequencies if a speaker is identified and if the environment conditions allow a precise estimation of a new pitch impulse response. Thus, when synthesizing a part of the speech signal, the pitch pulse prototype can be employed that has a fundamental frequency close to the current estimated pitch frequency. Moreover, for the case that a predetermined number of extracted pitch pulses significantly differ from an already stored one the latter should be replaced by one of these newly extracted pitch pulses. Thereby, a reliable speech synthesis can be achieved even if some untypical (outlier) pitch pulses have previously been stored that occurred by chance or for some atypical reason.

[0049] Finally, the synthesized and noise reduced parts are combined 6 to obtain an enhanced speech signal that might be input in a speech recognition and control means or transmitted to a remote communication party, for instance.

[0050] Figure 2 illustrates basic components of a signal processing means according to an example of the present invention. A detected and digitized speech signal (a digitized microphone signal)  $y(n)$  is divided into sub-band signals  $Y(e^{j\Omega_\mu}, n)$  by means of an analysis filter bank 10. The analysis filter bank 10 may comprise Hann or Hamming windows, for instance, that may typically have lengths of 256 (number of frequency sub-bands). The sub-band signals  $Y(e^{j\Omega_\mu}, n)$  are input in a noise reduction filtering means 11 that outputs a noise reduced speech signal  $\hat{s}_g(n)$  (the estimated unperturbed speech signal). Moreover, the noise reduction filtering means 11 determines the SNR in each frequency  $\Omega_\mu$  sub-band (by the estimated power density spectra of the background noise and the perturbed sub-band speech signals).

[0051] The unit 12 discriminates between voiced and unvoiced parts of the speech sub-band signals. Unit 13 estimates the pitch frequency  $f_p(n)$ . The pitch frequency  $f_p(n)$  may be estimated by autocorrelation analysis, cepstral analysis, etc. Unit 14 estimates the spectral envelope  $E(e^{j\Omega_\mu}, n)$  (for details see description below with reference to Figure 3). The estimated spectral envelope  $E(e^{j\Omega_\mu}, n)$  is folded with an appropriate pitch pulse prototype in from of an excitation spectrum  $P(e^{j\Omega_\mu}, n)$  that is extracted from the speech signal  $y(n)$  or retrieved from a database.

[0052] The excitation spectrum  $P(e^{j\Omega_\mu}, n)$  ideally represents the signal that would be detected immediately at the vocal chords. The appropriate excitation spectrum  $P(e^{j\Omega_\mu}, n)$  fits to the identified speaker whose utterance is represented by the signal  $y(n)$ . The folding procedure results in the spectrum  $\tilde{S}_r(e^{j\Omega_\mu}, n)$  that is transformed in the time domain by an Inverse Fast Fourier Transformation carried out by unit 15:

$$\tilde{s}_r(m, n) = \frac{1}{M} \sum_{\mu=0}^{M-1} \tilde{S}_r(e^{j\Omega_\mu}, n) e^{j\frac{2\pi}{M}\mu m}$$

5 where  $m$  denotes a time instant in a current signal frame  $n$ . For each signal frame  $n$  a signal synthesis is performed by unit 16 wherever (within the frame) a pitch frequency is determined to obtain the synthesis signal vector  $\hat{s}_r(n)$ . Transitions from voiced (fp determined) to unvoiced parts are advantageously smoothed in order to avoid artifacts. The synthesis signal  $\hat{s}_r(n)$  is subsequently processed by windowing with the same window function that is used in the analysis filter bank 10 to adapt the power of both the synthesis and noise reduced signals  $\hat{s}_g(n)$  and  $\hat{s}_r(n)$ .

10 **[0053]** After a Fast Fourier Transformation in unit 17 the synthesis signal  $\hat{s}_r(n)$  and the time delayed noise reduced signal  $\hat{s}_g(n)$  are adaptively mixed in unit 18. Delay is introduced in the noise reduction path by unit 19 in order to compensate for the processing delay in the upper branch of Figure 2 that outputs the synthesis signal  $\hat{s}_r(n)$ . The mixing in the frequency domain by unit 18 is performed such that synthesized parts are used for sub-bands exhibiting a SNR below a predetermined level and noise reduced parts are used for sub-bands with an SNR above this level. The respective estimation of the SNR is provided by the noise reduction means 11. If unit 12 detects no voiced signal part, unit 18 outputs the noise reduced signal  $\hat{s}_g(n)$ . Finally, the mixed sub-band signals are synthesized by a synthesis filter bank 20 to obtain the enhanced full-band speech signal in the time domain  $\hat{s}_n(n)$ .

15 **[0054]** As described above the excitation signal is shaped with the estimated spectral envelope. As illustrated in Figure 3 a spectral envelope  $E_s(e^{j\Omega_\mu}, n)$  is extracted 20 from the sub-band speech signals  $Y(e^{j\Omega_\mu}, n)$ . The extraction of the spectral envelope  $E_s(e^{j\Omega_\mu}, n)$  can, e.g., be performed by a linear predictive coding (LPC) or cepstral analysis (see, e.g., P. Vary and R. Martin: "Digital Speech Transmission", Wiley, Hoboken, NJ, USA, 2006). For a relatively high SNR good estimates for the spectral envelope can thereby be obtained.

20 **[0055]** However, for signal portions sub-bands exhibiting a low SNR a codebook comprising samples of spectral envelopes that is trained beforehand can be looked-up 21 to find an entry in the codebook that matches best a spectral envelope extracted for a signal portion sub-band with a high SNR.

25 **[0056]** Based on the SNR determined by the noise reduction means 11 of Figure 2 (or a logically or physically separate unit) the extracted spectral envelope  $E_s(e^{j\Omega_\mu}, n)$  or an appropriate one retrieved from the codebook  $E_{cb}(e^{j\Omega_\mu}, n)$  (after adaptation of power) can be employed. A linear mapping (masking) 22 can be used to control the choice of spectral envelopes according to

$$35 \quad F(\text{SNR}(\Omega_\mu, n)) = \begin{cases} 1, & \text{if } \text{SNR}(\Omega_\mu, n) > \text{SNR}_0 \\ 0.001, & \text{else} \end{cases}$$

where  $\text{SNR}_0$  denotes a suitable predetermined level with which the current SNR of a signal (portion) is compared.

40 **[0057]** The extracted spectral envelope  $E_s(e^{j\Omega_\mu}, n)$  and the spectral envelope retrieved from the codebook  $E_{cb}(e^{j\Omega_\mu}, n)$  are then combined 23 by means of the linear mapping function above to obtain the spectral envelope  $E(e^{j\Omega_\mu}, n)$  used for speech synthesis employing a pitch pulse prototype  $P(e^{j\Omega_\mu}, n)$  as in the example shown in Figure 2:

$$45 \quad E(e^{j\Omega_\mu}, n) = F(\text{SNR}(\Omega_\mu, n)) E_s(e^{j\Omega_\mu}, n) + [1 - F(\text{SNR}(\Omega_\mu, n))] E_{cb}(e^{j\Omega_\mu}, n).$$

50 **[0058]** In the above examples, speaker-dependent data is used for the partial speech synthesis. However, speaker identification might be difficult in noisy environments and reliable identification might be possible only after some time period starting with the speaker's first utterance. Thus, it might be advantageous to also provide speaker-independent data (pitch pulse prototypes, spectral envelopes) that can be used for the partial reconstruction of a detected speech signal until the current speaker can be identified. After successful identification of the speaker the signal processing continues with speaker-dependent data.

55 **[0059]** It should also be noted that during the signal processing for each time frame speaker-dependent features might be extracted from the speech signal and can be compared with stored features for possible replacement of the latter that, e.g., have been obtained at a higher level of background noise and are thus more perturbed.

**[0060]** All previously discussed embodiments are not intended as limitations but serve as examples illustrating features

and advantages of the invention. It is to be understood that some or all of the above described features can also be combined in different ways.

5 **Claims**

1. Method for enhancing the quality of a digital speech signal containing noise, comprising

10 identifying the speaker whose utterance corresponds to the digital speech signal;  
determining a signal-to-noise ratio of the digital speech signal; and  
synthesizing at least one part of the digital speech signal for which the determined signal-to-noise ratio is below  
a predetermined level by means of speaker-dependent data.

15 2. The method according to claim 1, further comprising

filtering at least parts of the digital speech signal for which the determined signal-to-noise ratio exceeds the  
predetermined level for noise reduction of these parts of the digital speech signal; and  
combining the filtered parts and the at least one synthesized part of the digital speech signal to obtain an  
enhanced digital speech signal.

20 3. The method according to claim 1 or 2, wherein the at least one part of the digital speech signal for which the  
determined signal-to-noise ratio is below the predetermined level is synthesized by means of at least one pitch  
pulse prototype and at least one spectral envelope obtained for the identified speaker.

25 4. The method according to claim 3, wherein the least one pitch pulse prototype is extracted from the digital speech  
signal or retrieved from a database storing at least one pitch pulse prototype for the identified speaker.

30 5. The method according to claim 3 or 4, wherein a spectral envelope is extracted from the digital speech signal and/or  
a spectral envelope is retrieved from a codebook database storing spectral envelopes that, in particular, have been  
trained for the identified speaker.

35 6. The method according to claim 5, wherein the spectral envelope  $E(e^{j\Omega_\nu}, n)$  is obtained by

$$E(e^{j\Omega_\nu}, n) = F(\text{SNR}(\Omega_\mu, n)) E_s(e^{j\Omega_\nu}, n) + [1 - F(\text{SNR}(\Omega_\mu, n))] E_{cb}(e^{j\Omega_\nu}, n)$$

40 where  $E_s(e^{j\Omega_\nu}, n)$  and  $E_{cb}(e^{j\Omega_\nu}, n)$  are an extracted spectral envelope and a codebook envelope, respectively, and  
 $F(\text{SNR}(\Omega_\mu, n))$  denotes a linear mapping function.

45 7. The method according to one of the claims 2 - 6, further comprising delaying the parts of the digital speech signal  
filtered for noise reduction before combining the filtered parts and the at least one synthesized part of the digital  
speech signal to obtain the enhanced digital speech signal.

8. The method according to one of the claims 2 - 7, further comprising windowing the at least one synthesized part of  
the digital speech signal before combining the filtered parts and the at least one synthesized part of the digital  
speech signal to obtain an enhanced digital speech signal.

50 9. The method according to one of the preceding claims, wherein the step of identifying the speaker is based on  
speaker independent and/or speaker-dependent models, in particular, stochastic speech models, used for training  
during utterances of the identified speaker partly corresponding to the digital speech signal.

55 10. The method according to one of the preceding claims, further comprising dividing the digital speech signal into sub-  
band signals and wherein the signal-to-noise ratio is determined for each sub-band and sub-band signals are  
synthesized which exhibit an SNR below the predetermined level.

11. Computer program product comprising at least one computer readable medium having computer-executable in-



structions for performing the steps of the method of one of the preceding claims when run on a computer.

12. Signal processing means for enhancing the quality of a digital speech signal containing noise, comprising

5 a noise reduction filtering means configured to determine the signal-to-noise ratio of the digital speech signal and to filter the digital speech signal to obtain a noise reduced digital speech signal;  
an analysis means configured to perform a voiced/unvoiced classification for the digital speech signal, to estimate the pitch frequency and the spectral envelope of the digital speech signal and to identify a speaker whose  
10 utterance corresponds to the digital speech signal;  
a means configured to extract a pitch pulse prototype from the digital speech signal or to retrieve a pitch pulse prototype from a database;  
a synthesis means configured to synthesize at least a part of the digital speech signal based on the voiced/unvoiced classification, the estimated pitch frequency and spectral envelope as well as the identification of the speaker and speaker dependent data comprising the pitch pulse prototype; and  
15 a mixing means configured to mix the synthesized part of the digital speech signal and the noise reduced digital speech signal based on the determined signal-to-noise ratio of the digital speech signal.

13. The signal processing means according to claim 12, wherein the means are configured for signal processing in the sub-band regime and further comprising an analysis filter bank for dividing the digital speech signal into sub-band  
20 signals and a synthesis filter bank configured to synthesize sub-band signals obtained by the mixing means to obtain an enhanced digital speech signal.

14. The signal processing means according to claim 12 or 13, further comprising a delay means configured to delay the noise reduced digital speech signal and/or a window filtering means configured to filter the synthesized part of  
25 the digital speech signal to obtain a windowed signal.

15. The signal processing means according to one of the claims 12 to 14, further comprising a codebook database comprising spectral envelopes and wherein the synthesis means is configured to synthesize at least a part of the  
30 digital speech signal based on a spectral envelope stored in the codebook database.

16. The signal processing means according to one of the claims 12 to 15, further comprising an identification database comprising training data for the identification of a person and wherein the analysis means is configured to identify the speaker by employing a stochastic speaker model.

35 17. Hands-free set comprising a signal processing means according to one of the claims 12 to 16.

18. Speech recognition means or speech control means comprising a signal processing means according to one of the claims 12 to 16.

40 19. Mobile phone comprising a signal processing means according to one of the claims 12 to 16.

## Patentansprüche

45 1. Verfahren zum Verbessern der Qualität eines digitalen Sprachsignals, das Störgeräusch enthält, umfassend

Identifizieren des Sprechers, dessen Äußerung mit dem digitalen Sprachsignal korrespondiert;  
Bestimmen eines Signal-zu-Rausch-Verhältnisses des digitalen Sprachsignals; und  
50 Synthetisieren zumindest eines Teils des digitalen Sprachsignals, für das das bestimmte Signal-zu-Rausch-Verhältnis unterhalb eines vorbestimmten Niveaus liegt, mithilfe von sprecherabhängigen Daten.

2. Das Verfahren gemäß Anspruch 1, das weiterhin umfasst

55 Filtern von zumindest Teilen des digitalen Sprachsignals, für das das bestimmte Signal-zu-Rausch-Verhältnis das vorbestimmte Niveau überschreitet, um Störgeräusch in diesen Teilen des digitalen Sprachsignals zu reduzieren; und  
Kombinieren der gefilterten Teile und des zumindest einen synthetisierten Teils des digitalen Sprachsignals, um ein verbessertes digitales Sprachsignal zu erhalten.

3. Das Verfahren gemäß Anspruch 1 oder 2, in dem der zumindest eine Teil des digitalen Sprachsignals, für das das bestimmte Signal-zu-Rausch-Verhältnis unterhalb des vorbestimmten Niveaus liegt, mithilfe von zumindest einem Grundtonhöhe-Puls-Prototypen und zumindest einer spektralen Einhüllenden, die für den identifizierten Sprecher erhalten werden, synthetisiert wird.

5

4. Das Verfahren gemäß Anspruch 3, in dem der zumindest eine Grundtonhöhe-Puls-Prototyp aus dem digitalen Sprachsignal extrahiert oder aus einer Datenbank ausgelesen wird, die zumindest einen Grundtonhöhe-Puls-Prototyp für den identifizierten Sprecher speichert.

10 5. Das Verfahren gemäß Anspruch 3 oder 4, in dem eine spektrale Einhüllende aus dem digitalen Sprachsignal extrahiert wird und/oder eine spektrale Einhüllende aus einer Codebuch - Datenbank ausgelesen wird, die spektrale Einhüllende speichert, die insbesondere für den identifizierten Sprecher trainiert worden sind.

15 6. Das Verfahren gemäß Anspruch 5, in dem die spektrale Einhüllende  $E(e^{j\Omega_\nu}, n)$  erhalten wird durch

$$E(e^{j\Omega_\nu}, n) = F(\text{SNR}(\Omega_\nu, n)) E_s(e^{j\Omega_\nu}, n) + [1 - F(\text{SNR}(\Omega_\nu, n))] E_{cb}(e^{j\Omega_\nu}, n)$$

20

wobei  $E_s(e^{j\Omega_\nu}, n)$  und  $E_{cb}(e^{j\Omega_\nu}, n)$  eine extrahierte spektrale Einhüllende bzw. eine Codebuch - Einhüllende sind und  $F(\text{SNR}(\Omega_\nu, n))$  eine lineare Abbildungsfunktion bezeichnet.

25 7. Das Verfahren gemäß einem der Ansprüche 2 - 6, das weiterhin das Verzögern von Teilen des digitalen Sprachsignals, das zur Störgeräuschverringern gefiltert worden ist, vor dem Kombinieren der gefilterten Teile und des zumindest einen synthetisierten Teils des digitalen Sprachsignals, um das verbesserte digitale Sprachsignal zu erhalten, umfasst.

30 8. Das Verfahren gemäß einem der Ansprüche 2 - 7, das weiterhin das Fenstern des zumindest einen synthetisierten Teils des digitalen Sprachsignals vor dem Kombinieren der gefilterten Teile und des zumindest einen synthetisierten Teils des digitalen Sprachsignals, um das verbesserte digitale Sprachsignal zu erhalten, umfasst.

35 9. Das Verfahren gemäß einem der vorhergehenden Ansprüche, in dem der Schritt des Identifizieren des Sprechers auf sprecherunabhängigen und/oder sprecherabhängigen Modellen, insbesondere stochastischen Sprachmodellen, beruht, die zum Trainieren während Äußerungen des identifizierten Sprechers verwendet werden, die teilweise mit dem digitalen Sprachsignal korrespondieren.

40 10. Das Verfahren gemäß einem der vorhergehenden Ansprüche, das weiterhin das Unterteilen des digitalen Sprachsignals in Teilbandsignale umfasst, und in dem das Signal-zu-Rausch-Verhältnis für jedes Teilband bestimmt wird und Teilbandsignale synthetisiert werden, die ein Signal-zu-Rausch-Verhältnis unterhalb eines vorbestimmten Niveaus aufweisen.

45 11. Computerprogrammprodukt, das zumindest ein computerlesbares Medium umfasst, das computerausführbare Anweisungen zum Ausführen der Schritte der Verfahren gemäß einem der vorhergehenden Ansprüche, wenn es auf einem Computer laufen gelassen wird, aufweist.

12. Signalverarbeitungsvorrichtung zum Verbessern der Qualität eines digitalen Sprachsignals, das Störgeräusch enthält, umfassend

50 eine Störgeräuschreduktionsfiltereinrichtung, die dazu ausgebildet ist, das Signal-zu-Rausch-Verhältnis des digitalen Sprachsignals zu bestimmen und das digitale Sprachsignal zu filtern, um ein digitales Sprachsignal mit verringertem Störgeräusch zu erhalten;

eine Analyseeinrichtung, die dazu ausgebildet ist, eine Stimmhaft-/Nicht-Stimmhaft-Klassifizierung für das digitale Sprachsignal auszuführen, die Grundtonhöhenfrequenz und die spektrale Einhüllende des digitalen Sprachsignals zu schätzen und einen Sprecher zu identifizieren, dessen Äußerung dem digitalen Sprachsignal entspricht;

55 eine Einrichtung, die dazu ausgebildet ist, einen Grundtonhöhe-Puls-Prototyp aus dem digitalen Sprachsignal zu extrahieren oder einen Grundtonhöhe-Puls-Prototyp aus einer Datenbank auszulesen;

eine Syntheseeinrichtung, die dazu ausgebildet ist, zumindest einen Teil des digitalen Sprachsignals auf der Grundlage der Stimmhaft-/Nicht-Stimmhaft-Klassifizierung, der geschätzten Grundtonhöhenfrequenz und spektralen Einhüllenden sowie der Identifikation des Sprechers und sprecherabhängiger Daten, die den Grundtonhöhe-Puls-Prototypen umfassen, zu synthetisieren; und  
 5 eine Mischeinrichtung, die dazu ausgebildet ist, den synthetisierten Teil des digitalen Sprachsignals und das digitale Sprachsignal mit verringertem Störgeräusch auf der Grundlage des bestimmten Signal-zu-Rausch-Verhältnisses des digitalen Sprachsignals zu mischen.

13. Die Signalverarbeitungsvorrichtung gemäß Anspruch 12, in der die Einrichtungen zur Signalverarbeitung im Teilband-Bereich ausgebildet sind, und die weiterhin eine Analysefilterbank zum Unterteilen des digitalen Sprachsignals in Teilbandsignale und eine Synthesefilterbank, die dazu ausgebildet ist, Teilbandsignale zu synthetisieren, die von der Mischeinrichtung erhalten werden, um ein verbessertes digitales Sprachsignal zu erhalten, umfasst.

14. Die Signalverarbeitungsvorrichtung gemäß Anspruch 12 oder 13, die weiterhin eine Verzögerungseinrichtung, die dazu ausgebildet ist, das digitale Sprachsignal mit verringertem Störgeräusch zu verzögern und/oder eine Fenster-Filtereinrichtung, die dazu ausgebildet ist, den synthetisierten Teil des digitalen Sprachsignals zu filtern, um eine gefenstertere Signal zu erhalten, umfasst.

15. Die Signalverarbeitungsvorrichtung gemäß einem der Ansprüche 12 bis 14, die weiterhin eine Codebuch - Datenbank umfasst, die spektrale Einhüllende umfasst, und in der die Syntheseeinrichtung dazu ausgebildet ist, zumindest einen Teil des digitalen Sprachsignals auf der Grundlage einer in der Codebuch - Datenbank gespeicherten spektralen Einhüllenden zu synthetisieren.

16. Die Signalverarbeitungsvorrichtung gemäß einem der Ansprüche 12 bis 15, die weiterhin eine Identifikationsdatenbank umfasst, die Trainingsdaten für die Identifizierung einer Person umfasst, und in der die Analyseeinrichtung dazu ausgebildet ist, den Sprecher durch Verwendung eines stochastischen Sprechermodells zu identifizieren.

17. Freisprecheinrichtung, die eine Signalverarbeitungsvorrichtung gemäß einem der Ansprüche 12 bis 16 umfasst.

18. Spracherkennungseinrichtung oder Sprachsteuereinrichtung, die eine Signalverarbeitungsvorrichtung gemäß einem der Ansprüche 12 bis 16 umfasst.

19. Mobiltelefon, das eine Signalverarbeitungsvorrichtung gemäß einem der Ansprüche 12 bis 16 umfasst.

## Revendications

1. Procédé permettant d'améliorer la qualité d'un signal numérique vocal contenant du bruit, comprenant :

l'identification du locuteur dont l'énonciation parlée correspond au signal numérique vocal, la détermination d'un rapport signal sur bruit du signal numérique vocal, et la synthèse d'au moins une partie du signal numérique vocal pour laquelle le rapport signal sur bruit déterminé se trouve en dessous d'un niveau prédéterminé au moyen de données dépendantes du locuteur.

2. Procédé selon la revendication 1, comprenant en outre :

le filtrage d'au moins des parties du signal numérique vocal pour lesquelles le rapport signal sur bruit déterminé dépasse le niveau prédéterminé en vue de la réduction du bruit de ces parties du signal numérique vocal, et la combinaison des parties filtrées et de la ou des parties synthétisées du signal numérique vocal afin d'obtenir un signal numérique vocal amélioré.

3. Procédé selon la revendication 1 ou 2, dans lequel la ou les parties du signal numérique vocal pour lesquelles le rapport signal sur bruit déterminé se trouve en dessous du niveau prédéterminé sont synthétisées au moyen d'au moins un prototype d'impulsion de hauteur tonale et d'au moins une enveloppe spectrale obtenus pour le locuteur identifié.

4. Procédé selon la revendication 3, dans lequel le ou les prototypes d'impulsion de hauteur tonale sont extraits du signal numérique vocal ou bien sont récupérés à partir d'une base de données stockant au moins un prototype

d'impulsion de hauteur tonale pour le locuteur identifié.

5. Procédé selon la revendication 3 ou 4, dans lequel l'enveloppe spectrale est extraite du signal numérique vocal et/ou dans lequel une enveloppe spectrale est récupérée à partir d'une base de données de livres de codification stockant des enveloppes spectrales qui ont été apprises en particulier pour le locuteur identifié.

6. Procédé selon la revendication 5, dans lequel l'enveloppe spectrale  $E(e^{j\Omega_\mu}, n)$  est obtenue grâce à :

$$E(e^{j\Omega_\mu}, n) = F(SNR(\Omega_\mu))E_s(e^{j\Omega_\mu}, n) + [1 - F(SNR(\Omega_\mu, n))]E_{cb}(e^{j\Omega_\mu}, n)$$

où  $E_s(e^{j\Omega_\mu}, n)$  et  $E_{cb}(e^{j\Omega_\mu}, n)$  représentent respectivement une enveloppe spectrale extraite et une enveloppe de guide de codification, et où  $F(SNR(\Omega_\mu, n))$  indique une fonction de mappage linéaire.

7. Procédé selon l'une des revendications 2 à 6, comprenant en outre l'introduction d'un retard sur les parties du signal numérique vocal filtrées en vue d'une réduction du bruit avant de combiner les parties filtrées et la ou les parties synthétisées du signal numérique vocal afin d'obtenir le signal numérique vocal amélioré.

8. Procédé selon l'une des revendications 2 à 7, comprenant en outre l'application de fenêtrage sur la ou les parties synthétisées du signal numérique vocal avant de combiner les parties filtrées et la ou les parties synthétisées du signal numérique vocal afin d'obtenir un signal numérique vocal amélioré.

9. Procédé selon l'une des revendications précédentes, dans lequel l'étape consistant à identifier le locuteur est fondée sur des modèles indépendants du locuteur et/ou sur des modèles dépendant du locuteur, en particulier des modèles stochastiques de la parole utilisés pour l'apprentissage pendant des énonciations parlées du locuteur identifié correspondant partiellement au signal numérique vocal.

10. Procédé selon l'une des revendications précédentes, comprenant en outre la division du signal numérique vocal en signaux de sous bandes et dans lequel le rapport signal sur bruit est déterminé pour chaque sous bande, tout comme les signaux de sous bande sont synthétisés, lesquels montrent un rapport signal sur bruit en dessous du niveau prédéterminé.

11. Produit de programme informatique comprenant au moins un support pouvant être lu par ordinateur comportant des instructions exécutables par ordinateur permettant d'effectuer les étapes du procédé de l'une des revendications précédentes lorsqu'il est exécuté sur un ordinateur.

12. Moyen de traitement du signal permettant d'améliorer la qualité d'un signal numérique vocal contenant du bruit, comprenant :

un moyen de filtrage par réduction du bruit, configuré pour déterminer le rapport signal sur bruit du signal numérique vocal et pour filtrer le signal numérique vocal afin d'obtenir un signal numérique vocal à bruit réduit, un moyen d'analyse configuré pour effectuer un classement voisé ou non voisé pour le signal numérique vocal afin d'estimer la fréquence de hauteur tonale et

l'enveloppe spectrale du signal numérique vocal et pour identifier un locuteur dont l'énonciation parlée correspond au signal numérique vocal,

un moyen configuré pour extraire un prototype d'impulsion de hauteur tonale à partir du signal numérique vocal ou pour récupérer un prototype d'impulsion de hauteur tonale à partir d'une base de données,

un moyen de synthèse configuré pour synthétiser au moins une partie du signal numérique vocal sur la base du classement voisé ou non voisé, la fréquence estimée de hauteur tonale et l'enveloppe spectrale, de même que l'identification du locuteur et de données dépendantes du locuteur comprenant le prototype d'impulsion de hauteur tonale, et

un moyen de mixage configuré pour mélanger la partie synthétisée du signal numérique vocal et le signal numérique vocal à bruit réduit sur la base du rapport signal sur bruit déterminé du signal numérique vocal.

13. Moyen de traitement du signal selon la revendication 12, dans lequel les moyens sont configurés pour effectuer le traitement du signal dans le régime des sous bandes et comprennent en outre une banque de filtres d'analyse

## EP 2 058 803 B1

permettant de diviser le signal numérique vocal en signaux de sous bandes, ainsi qu'une banque de filtres de synthèse configurés pour synthétiser des signaux de sous bandes obtenus par le moyen de mixage afin d'obtenir un signal numérique vocal amélioré.

- 5    **14.** Moyen de traitement du signal selon la revendication 12 ou 13, comprenant en outre un moyen d'introduction d'un retard configuré pour retarder le signal numérique vocal à bruit réduit et/ou un moyen de filtrage à fenêtre configuré pour filtrer la partie synthétisée du signal numérique vocal afin d'obtenir un signal en fenêtre.
- 10    **15.** Moyen de traitement du signal selon l'une des revendications 12 à 14, comprenant en outre une base de données de guides de codification comprenant des enveloppes spectrales, et dans lequel le moyen de synthèse est configuré pour synthétiser au moins une partie du signal numérique vocal sur la base d'une enveloppe spectrale stockée dans la base de données des guides de codification.
- 15    **16.** Moyen de traitement du signal selon l'une des revendications 12 à 15, comprenant en outre une base de données d'identification comprenant des données d'apprentissage destinées à l'identification d'une personne, et dans lequel le moyen d'analyse est configuré pour identifier le locuteur en utilisant un modèle stochastique de locuteur.
17. Ensemble main libre comprenant un moyen de traitement du signal selon l'une des revendications 12 à 16.
- 20    **18.** Moyen de reconnaissance vocale ou moyen de commande vocal comprenant un moyen de traitement du signal selon l'une des revendications 12 à 16.
19. Téléphone mobile comprenant un moyen de traitement du signal selon l'une des revendications 12 à 16.

25

30

35

40

45

50

55

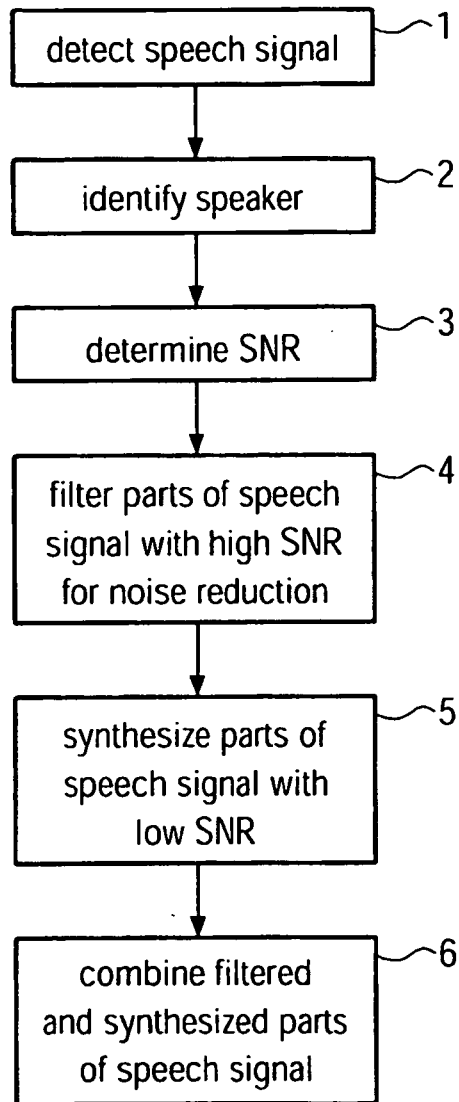


FIG. 1

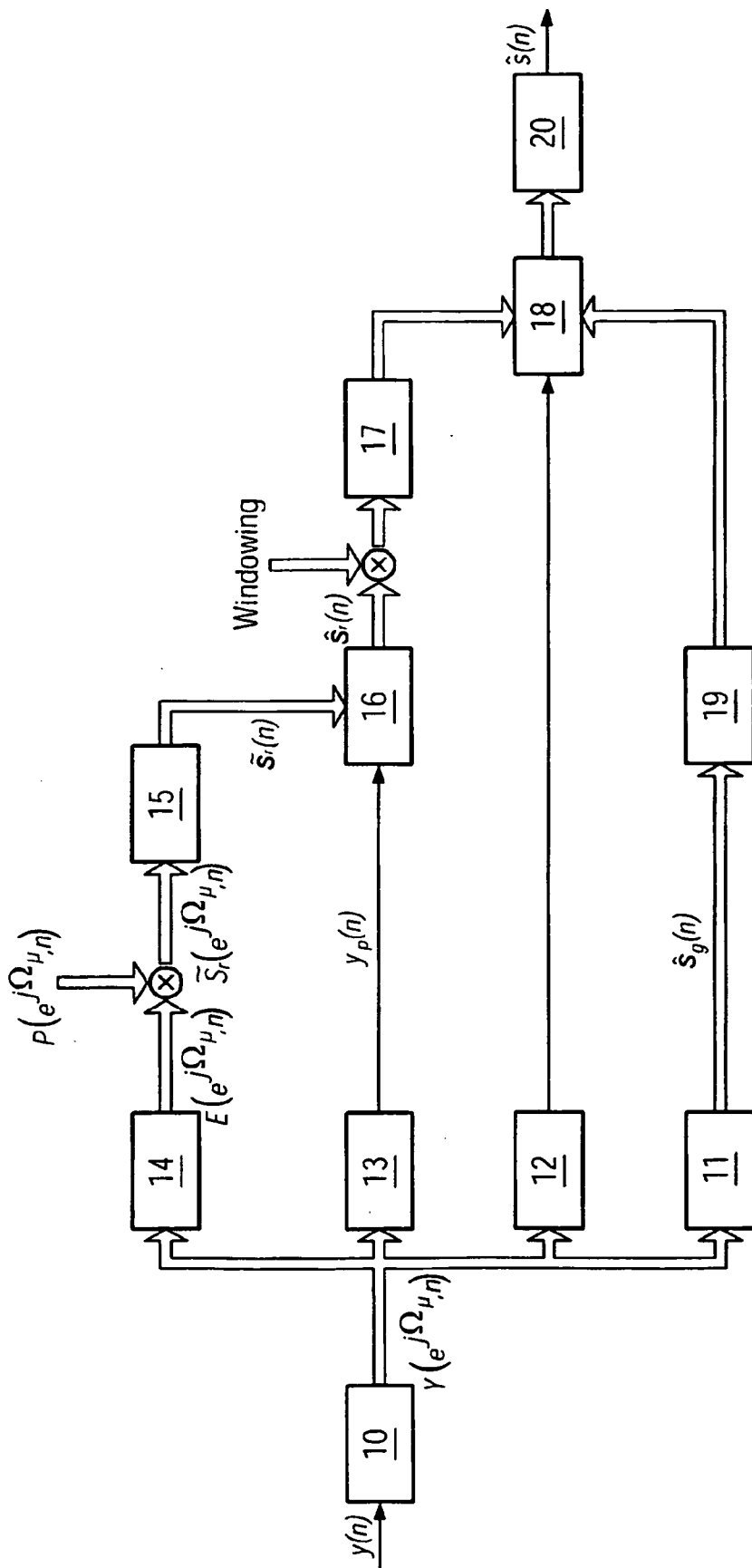


FIG. 2

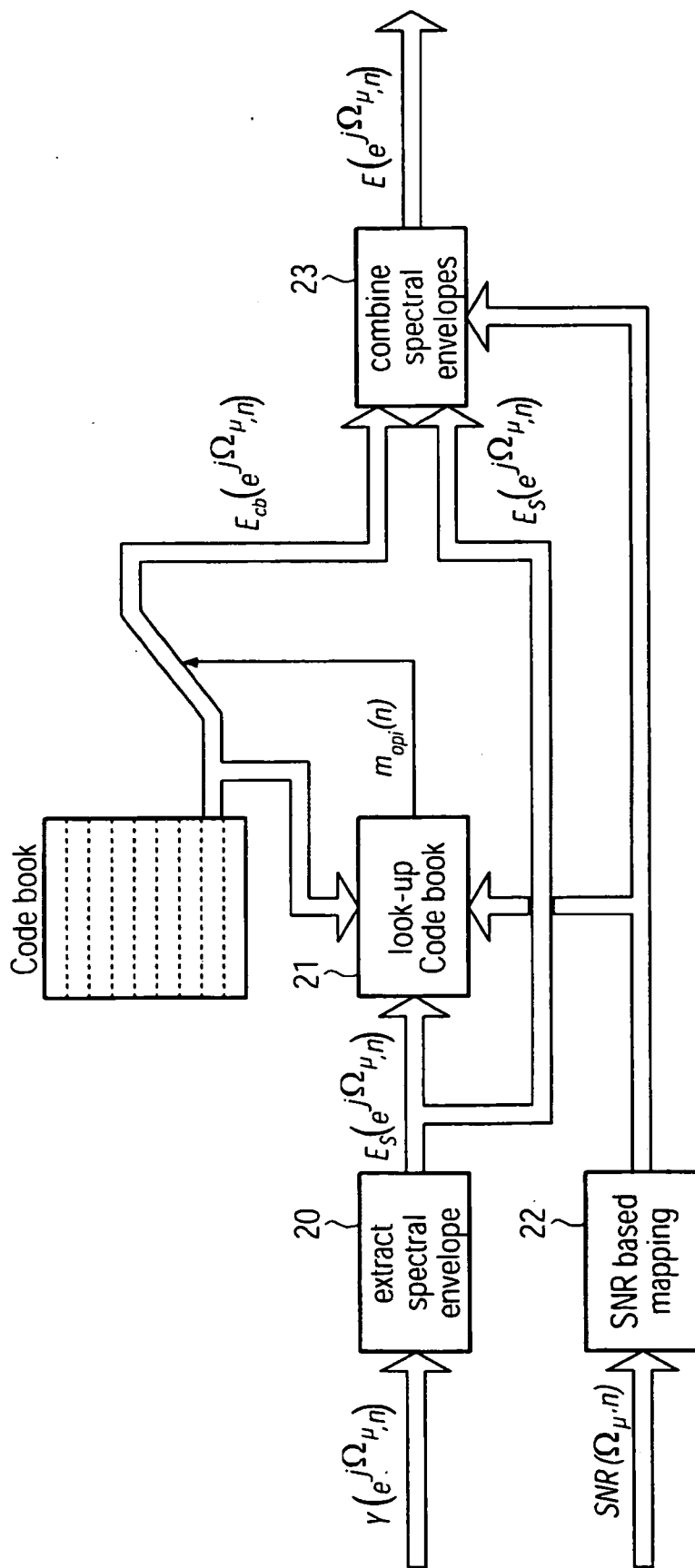


FIG. 3



**REFERENCES CITED IN THE DESCRIPTION**

*This list of references cited by the applicant is for the reader's convenience only. It does not form part of the European patent document. Even though great care has been taken in compiling the references, errors or omissions cannot be excluded and the EPO disclaims all liability in this regard.*

**Patent documents cited in the description**

- US 20030100345 A [0005]
- EP 53584 A [0038]

**Non-patent literature cited in the description**

- **E. Hänslér ; G. Schmidt.** Acoustic Echo and Noise Control - A Practical Approach. John Wiley, & Sons, 2004 [0043]
- **P. Vary ; R. Martin.** Digital Speech Transmission. Wiley, 2006 [0054]